

MEMO



March 28, 2019

TO: Mayor and Councilmembers

FROM: Shiri Klima, Deputy City Manager *SK*

SUBJECT: Summary of Public Works and Transportation Committee's Consideration of the Draft 2019-2024 City of Oxnard Five Year Capital Improvement Program (CIP).

On March 26, 2019, the Public Works and Transportation Committee considered the Draft 2019-2024 City of Oxnard Five Year Capital Improvement Program (CIP). The CIP will proceed to the City Council on April 2, 2019. Due to the City's Sunshine Ordinance, the agenda for that Council meeting had to be posted before the Committee meeting occurred, so the Committee's comments could not be included in the Council staff report. Thus, these comments are summarized below.

Chair Perello stated that the roofs are a high priority. He also stated if the City has not replaced cathodic protection as required, the projects on pages 196 and 204 should move up in priority. Finally, he does not want to invest in the Oxnard PAL Facility Rehabilitation (page 43) if this facility is problematic for the airport.

Member Flynn stated he wants to prioritize all roofing projects, the Aquifer Storage and Recovery (ASR) Completion (page 169), the Fiber Network Expansion (page 58), and the Traffic Signal Modernization (page 156). He asked about the funding source for the Fire Station 4 Rebuild (page 37); staff has since determined that the \$5.5M listed as Park Acquisition and Development Fees should actually be Capital Growth Fees, and staff made that correction in the CIP.

Member MacDonald agreed with funding all 2019-20 priority 1 projects and also stated he wants to prioritize the Adaptive Traffic Signals (page 81). He requested a listing of all funding sources used in the CIP and the fund balances for each respective fund; that is attached to this memorandum. Additionally, he stated that

projects in which the City has funding available (meaning not from the General Fund and Measure O) should be completed even if they are priorities 2 or 3.

Also, in the CIP book, for projects utilizing bond proceed funding, the fund type used to say “2006 TAB HERO, SW, Ormond” as an abbreviation for “2006 Tax Allocation Bonds Historic Enhancement & Revitalization of Oxnard, Southwinds, Ormond Beach.” However, Chair Perello and Member MacDonald requested that the projects clarify which of these three bond proceeds are to be used. As a result, the CIP book now indicates that seven projects are funded from “2006 TAB HERO”: these projects are the Council Chambers Remodel (page 34), the Oxnard PAL Facility Rehabilitation (page 43), Roof Replacement – PACC (page 51), Roof Replacement – South Oxnard Center (page 52), South Oxnard Center Mechanical, Plumbing and Electrical Upgrade (including Fire System) and Other Repairs (page 55), Cypress (Garden City Acres) Park Improvements (page 66), and the Saviers Road Street Resurfacing (page 148). Another project, the Bicycle and Pedestrian Facilities project (page 86), is funded from “2006 TAB Ormond Beach.” (There are no projects in the CIP with proposed funding from 2006 Tax Allocation Bonds for Southwinds, although there is a non-CIP project titled Southwinds Park Basketball Court Resurfacing, which staff proposes uses this source of funding.)

Finally, subsequent to the Committee meeting, staff found required edits regarding the B Street Improvements (page 82): staff amended both the project location and the total project cost. Additionally, staff corrected page 5 of the CIP as the City has 26 buildings used for administration and 2 used for housing.

For a full accounting of what happened at the March 26th Public Works and Transportation Committee meeting, please view the video of this meeting, which is available at <https://www.oxnard.org/city-meetings/>.

Fund#		FY 2019-20	Unassigned Fund Balance FY18-19 (based on Revised Budget of Feb 2019)	Unassigned Fund Bal FY18- 19 Available Net FY2019-20 CIP Recommendati on	Comments for FY 2019-20 Expenditure
101 General Fund Total		1,045,500	16,184,730	15,139,230	OK
104 Measure O Sales Tax Total		5,521,149	7,936,603	2,415,454	OK
105 Street Maintenance Total		2,973,921	8,333,428	5,359,507	OK
114 Storm Water Management Total		-	(213,669)	(213,669)	(no FY 2019-20 CIP projects)
118 Air Pollution Buydown Fee Total		321,760	1,757,157	1,435,397	OK
121 Waterways Assessment District Total		220,000	519,585	299,585	OK
160 LMD #39-El Sueno/Promesa Total		82,000	220,314	138,314	OK
161 LMD #39-D.R. Horton Total		29,000	121,040	92,040	OK
170 L/M Dist.-Combining Funds Total		266,000	1,459,859	1,193,859	OK
174 CFD #5- Riverpark Maint.Fd Total		495,000	2,959,144	2,464,144	OK
181 State Gas Tax Total		-	1,298,854	1,298,854	(no FY 2019-20 CIP projects)
182 Traffic Safety Fund Total		-	489,656	489,656	(no FY 2019-20 CIP projects)
185 RMRA Gas Tax (2032 H (2)) Total		4,330,885	(747,223)	(5,078,108)	Grant award will reimburse this amount
189 TCEP Total		-	-	-	(no FY 2019-20 CIP projects)
210 Transportation Grant-State Total		120,000	(77,523)	(197,523)	Grant award will reimburse this amount
212 TDA/LTF8-CIP Fund-99400a Total		-	867,548	867,548	(no FY 2019-20 CIP projects)
214 TDA/LTF3-BI/PED FND-99234 Total		2,798	88,035	85,237	OK
219 State/Local-Multiyear Grants Total		977,674	(1,410,356)	(2,388,030)	Grant award will reimburse this amount
275 Fed.Transport. Multiyear Grants Total		1,440,465	(2,616,472)	(4,056,937)	Grant award will reimburse this amount
285 CDBG Entitlement Total		1,150,331	(245,991)	(1,396,322)	Grant award will reimburse this amount
311 PEG Fees Capital Improve Total		1,300,000	4,173,558	2,873,558	OK
314 2014 Lease Revenue Bond Total		1,994,400	3,542,430	1,548,030	OK
315 2006 TAB HEROTotal		5,023,000	5,623,301	600,301	OK
315-A 2006 TAB Ormond Total		500,000	3,641,109	3,141,109	OK
351 Park Fees-Quimby Reserve Total		342,000	5,059,108	4,717,108	OK
353 Storm Drain Facility Fee Total		1,200,000	8,298,402	7,098,402	OK
354 Circulation Sys.Impr.Fees Total		810,000	5,012,790	4,202,790	OK
355 Capital Growth Fee Total		-	289,241	289,241	(no FY 2019-20 CIP projects)
601 Water Operating Fund Total		2,808,100	15,435,752	12,627,652	OK
603 Resource Development Fee Total		11,300,000	16,320,406	5,020,406	OK
605 Water Cap. Facility Fund Total		-	2,199,972	2,199,972	(no FY 2019-20 CIP projects)
606 Water Resource Fee Total		250,000	971,634	721,634	OK
608 Security-Contam.Prev.Fund Total		150,000	1,148,084	998,084	OK
611 Wastewater Collection Operating Total		648,500	7,299,520	6,651,020	OK
613 Wastewater Coll Connection Fee Total		-	1,219,864	1,219,864	(no FY 2019-20 CIP projects)
621 Wastewater Treatment Operations Total		-	7,399,503	7,399,503	(no FY 2019-20 CIP projects)
628 Wastewater Sec & Contamination Total		150,000	1,746,936	1,596,936	OK
631 Solid Waste Operating Total		582,500	25,307,631	24,725,131	OK
638 ER Sec & Contamination Total		300,000	808,915	508,915	OK
651 Golf Course Operating Total		100,000	380,676	280,676	OK
TBD Total		-			
Grand Total		46,434,983			

UPDATED 3/28/2019

PRESERVING THE CITY'S ASSETS

2019-2024 City of Oxnard
Five Year Capital Improvement Program



What is the Capital Improvement Program (CIP)?

The CIP is the City's plan—in this case for 5 years—to build or restore our facilities. The CIP does not address maintenance work. Examples of projects include:

- Construction and major alterations of buildings
- Information technology (IT) hardware
- Pipeline replacement
- Playground structure replacement
- Street rehabilitation
- Traffic signal hardware installation
- Wastewater Treatment Plant electrical work



What Projects Qualify?

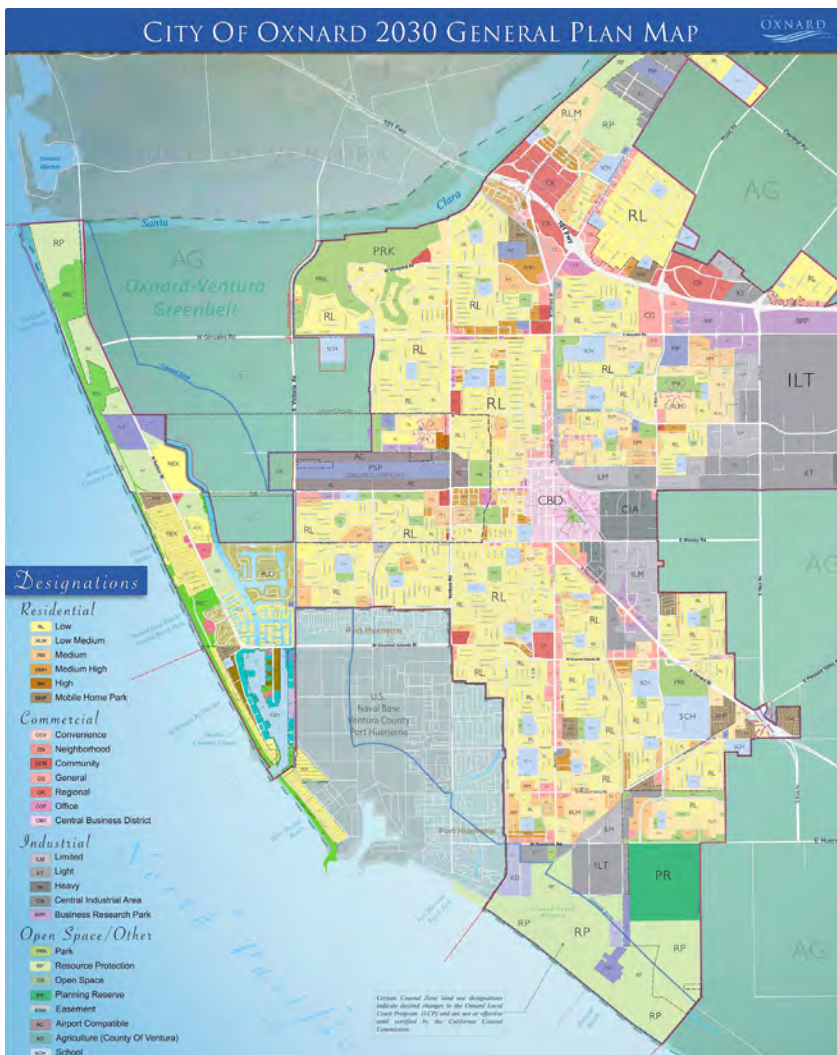
- 1 Construction, erection, alteration, renovation, improvement, demolition or repair work involving any City-owned facility
- and
- 2 A project that costs at least \$100,000

Table of Contents

General Plan Conformity & the CIP Process	1
Challenges	2
Project Categories	3
Buildings	4
Information Technology	6
Parks & Open Space	8
Seawalls	10
Transportation & Drainage	12
Utilities	14
Housing Authority CIP	16
Financing the CIP	17
Prioritizing Projects	18
Major Projects:	
by Funding Source	19
by District	20
by Fiscal Year	21
Project List	22
Appendices	
A: All projects by fiscal year, then by funding source	224
B: All projects by fiscal year, then by district	239
C: All projects by fiscal year	252
D: All projects by fiscal year, then by priority	262

The CIP Conforms with the City's 2030 General Plan

The General Plan is the City's "blueprint" to guide future development and other land uses. The General Plan covers seven state-required elements: land use, circulation, housing, open space, conservation, safety and noise. The Five-Year Capital Improvement Program conforms with the goals and objectives of the City's 2030 General Plan by planning and funding capital improvements that advance the seven elements of the General Plan.



1. Departments identify necessary capital improvements

2. Staff reviews projects for conformity with the General Plan and other need assessments

3. Staff verifies cost estimates and determines priority for funding

4. Staff presents the CIP to the Planning Commission to determine conformity with the General Plan

5. Staff presents the CIP to the City Council for approval

The CIP Process

Challenges

Aging Infrastructure

The City of Oxnard is over 100 years old. Roads, storm drains, utilities and buildings each have a limited useful service life. The City's infrastructure has aged but dollars have not been reinvested into capital improvements.

Competing Costs

The growth of the City has required increases in City services, especially in the area of public safety, and expansion of public infrastructure. These costs compete with each other for dollars in City budgets.

Deferred Maintenance

Past budgets have not kept up with maintenance and replacement of the City's physical assets. Repairs and replacement of buildings, vehicles and equipment are being addressed on an emergency basis as problems arise.

Unassessed Capital Deficiencies

An inventory of the condition of the City's physical assets is needed to identify all capital needs. Many of these assets have surpassed their useful lives but are still in service. The inventory will identify the physical condition of the asset, maintenance needs or replacement of the asset.

Lack of Dedicated Funding

Capital improvements are financed using cash (pay-as-you-go), borrowing or grants. Plans and strategies for financing capital projects are needed. Future budgets will have to address the needs for capital dollars as well as maintenance funds to preserve the City's assets and extend their useful service lives.

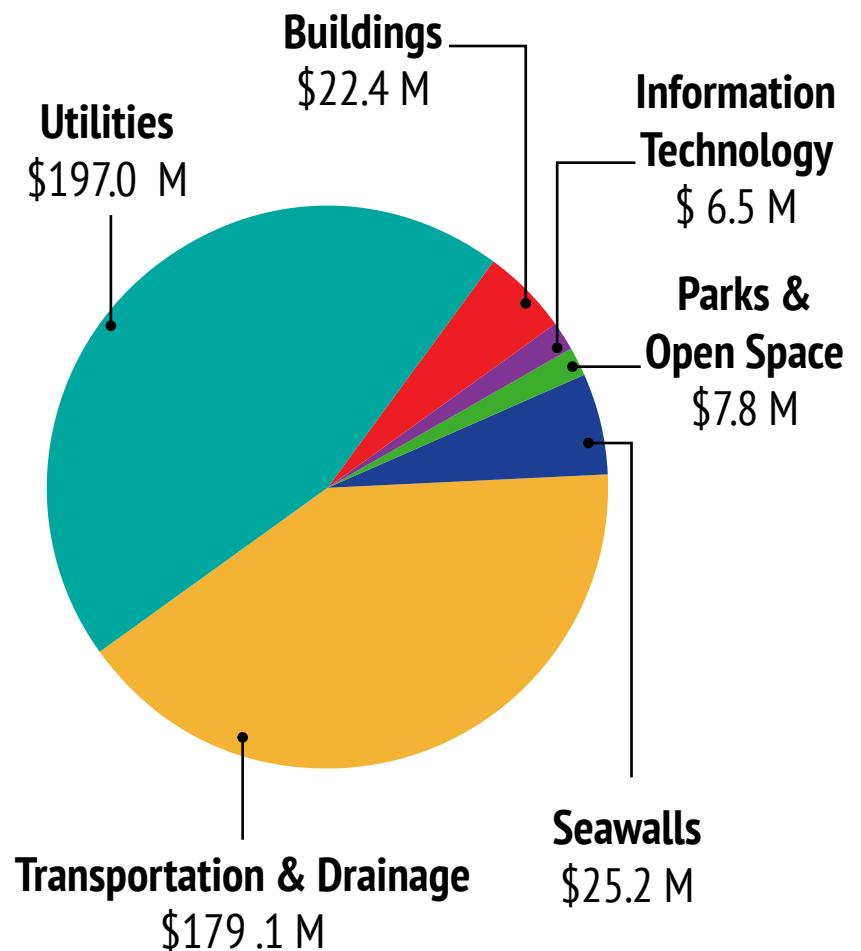
Project Categories

The five-year CIP contains six different project categories:

1. Buildings
2. Information Technology
3. Parks & Open Space
4. Seawalls
5. Transportation & Drainage
6. Utilities

These categories are described in more detail in the following pages. With City Council's approval of this CIP and the budget, funds will be allocated only for fiscal year 2019-20 projects. Funding for the remaining four years' projects will be appropriated as part of the budget process for those years.

5-Year Estimated Cost by Classification



Please refer to the following pages for projects by category:

Buildings: pages 23 through 55

IT: pages 56 through 62

Parks & Open Space: pages 63 through 78

Seawalls: page 79

Transportation & Drainage: pages 80 through 167

Utilities: pages 168 through 223

Buildings



Police Department Headquarters

116 City-Owned Buildings:

Administration: 26



Housing: 2



Police: 3



Public Works: 3



Fire: 8




Parks: 32




Vacant: 5



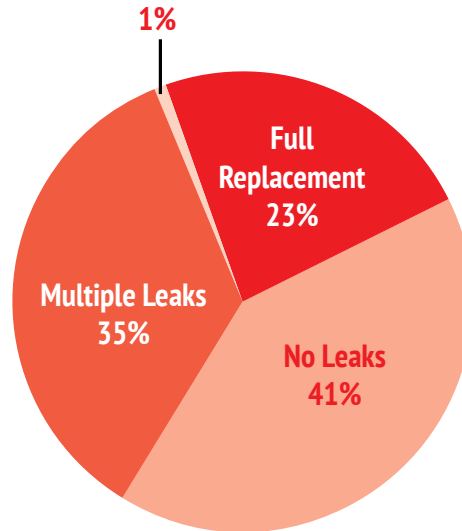
Recreation & Cultural Services: 23



Utilities: 14

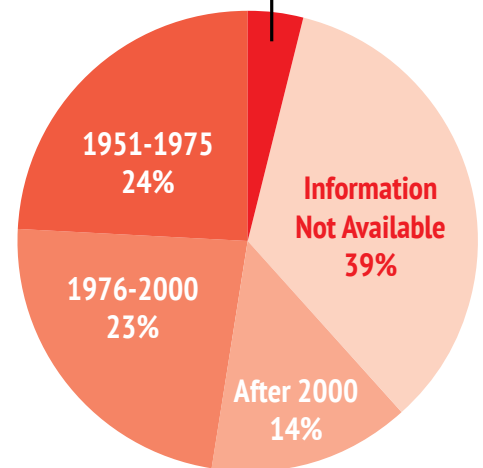


Roofs that need to be assessed

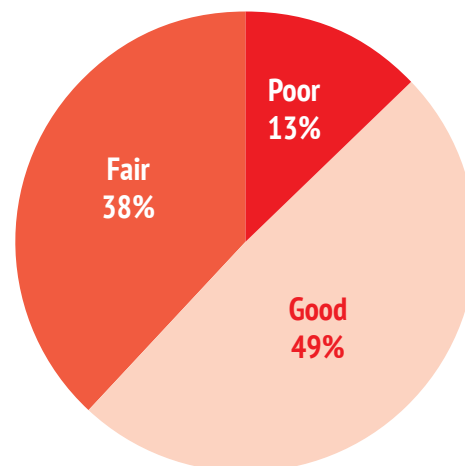


Roof Condition

Up to 1950



Year Built




General Condition*

*"Good" means: the structure is intact, structurally sound and performing its intended purpose; there are few or no cosmetic imperfections; and minimal repair may be needed.

"Fair" means: there are early signs of wear, failure, or deterioration (building cracks, paint), though the structure is generally structurally sound and performing its intended purpose; there is failure of a sub-component (i.e., roofing, the heating and air condition system, electrical concerns); and up to 25% of the structure requires repair or replacement.

"Poor" means: the structure is no longer performing its intended purpose; deterioration or damage affects more than 25% of the structure; the structure shows signs of imminent failure or breakdown; or the structure requires major repair/replacement.

Information Technology



The future of our City is one of resiliency, diversity, sustainability and connectedness built on a technology infrastructure that anticipates our current and future needs. The CIP recognizes the need to mitigate the risks posed by the “digital divide” by planning for initiatives that aim to improve quality of life, expand economic development, and equip communities with improved technologies, including the need for high speed Internet and Smart City applications. These projects enhance service delivery to the community and to staff through the implementation of advanced technology systems and infrastructure.

- Campus WiFi (to all City facilities)
- Data center condenser upgrade
- Data center disaster recovery
- High speed broadband fiber
- Network hardware
- Public safety network upgrades
- Server upgrades
- Surveillance systems improvements

**32 miles of in-ground
fiber optic cable**



**Over 1,000 PCs
supported**



**1,400 mobile
computing devices
supported (laptops,
tablets and
mobile phones)**



**Over 600 surveillance
cameras throughout
the City all from
disparate access
control systems**



Parks & Open Space



The CIP includes the replacement of playground structures, resurfacing of tennis and basketball courts, park restroom and lighting improvements, the replacement of barbecues and park benches, and repairing walking tracks. Some of these projects will take place in:

- Community Center East Park
- Pleasant Valley Park
- Seaview Park
- East Park
- Oxnard Tennis Center
- Pfeiler Pocket Park
- Vineyards Park



RiverPark

48 City-Owned Sports Courts

27 need full reconstruction

21 need resurfacing

Total:\$3.9 million



Taking Care of Our Trees:

56,000 trees/total value \$162.9 M

1,100 trees to be removed (dead or dying)

900 trees to be planted in 2019-20

Current tree-trimming cycle: 60 years

10-year tree-trimming cycle: \$550,000/year

8-year tree-trimming cycle: \$770,000/year

5-year tree trimming cycle: \$925,000/year


Oxnard has been a

Tree City, USA

for 35 years



Seawalls



7.6 miles of seawalls

- Zurn wall style:
5 miles
- Boise panel style:
2.6 miles

1,238 Pilasters

The seawalls were constructed 50 years ago and are in need of major repairs. The walls were constructed from concrete that contained reactive aggregate: the reaction between the aggregate and the cement causes the aggregate to expand and create cracks in the concrete. The catalyst for this reaction is water. Prior seawall repair analyses, recommendations and projects have demonstrated that further consideration should be given to designing more cost-effective solutions with a longer useful life. A design contract for a feasibility analysis and value engineering was recently awarded to find a method of repairing the walls that is economical and provides a long useful life. Construction documents will be ready to be put out to bid for the next section of seawalls by spring of 2020.



Transportation & Drainage



Rose Avenue and Gonzales Road Intersection

The CIP includes traffic signal synchronization, new traffic signals, street signs, LED lights in both street and signal lights, bus stop enhancements, new bus stops, a new bridge and other bridge improvement projects, new buffered (Class IV) and green bike lanes, new bike trails, new flashing beacons for crosswalks, sidewalk improvements and new storm drains.

66 miles of bike lanes



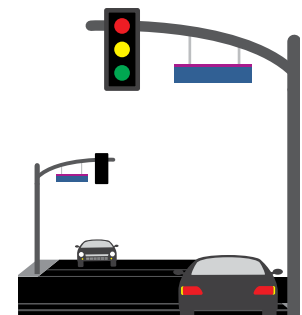
650 miles of sidewalk



453 miles of streets varying from 2 to 10 lanes (including turn lanes)



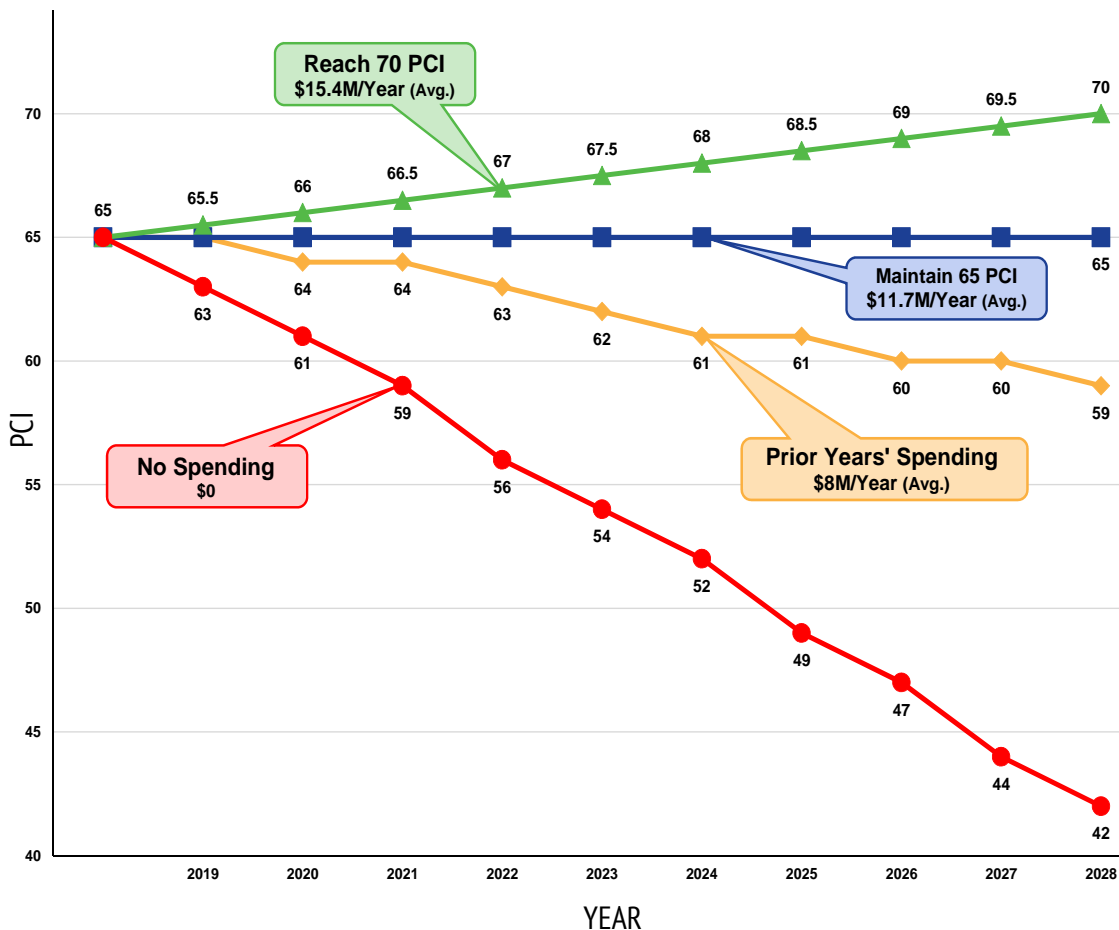
173 signalized intersections



162 storm drains




16.1 miles of storm drain pipes



The Pavement Condition Index (PCI) is a numerical index between 0 (worst) and 100 (best) used to indicate the general condition of a street. A good rule of thumb is 25 or below needs full reconstruction, 50 or below needs heavy rehabilitation like grinding or thick overlays, and 70 or below needs light rehabilitation like sealing or thin overlays.

Utilities



Wastewater Plant-Digester



Water

At a Glance:

- Miles of water lines: 600
- Gallons of drinking water produced and delivered daily: 25,000,000
- Gallons of recycled water produced daily: 6.25 million
- Customer accounts: 42,620

The Projects:

The water utility is designing an aquifer storage and recovery (ASR) project to be able to inject recycled water into the ground and later extract it for use. Water is also upgrading blending stations, replacing automated meter devices, and expanding the recycled water pipeline.



Wastewater

At a Glance:

- Miles of sewer lines: 415
- Pump stations: 15
- Gallons of wastewater treated daily: 22,000,000
- Customer accounts: 39,805

The Projects:

The wastewater utility spent much of 2018-19 designing significant repairs while dealing with dire situations at the plant, including a failed transformer and generators. In 2019-20, projects include critical reliability and electrical improvements, a motor control center replacement, and activated sludge tank improvements.



Environmental Resources

At a Glance:

- Tons of solid waste collected annually: 923
- Tons of recyclables received annually from Antarctica: 250
- Tons of green waste collected annually: 22,000
- Customer accounts: 45,966

The Projects:


The Environmental Resources utility is operating compressed natural gas (CNG) vehicles and is installing a CNG facility so trucks can refuel at the yard; other projects include installing additional security cameras, restoring the tipping floor where all incoming loads are emptied, and refurbishing the scale house.

Housing Authority

The Housing Authority adopts its own CIP with its annual plan according to federal regulations. In summary, its CIP is approximately \$2.8 million. The projects in that 5-year CIP include disability law (ADA) compliance projects, kitchen cabinets, plumbing cleanouts and drain lines, replacing plumbing lines on the roof, parking area and walkway resurfacing, trash enclosures, windows, fences, reroofing, and rehabilitation of the community center. These projects will take place at various project sites, including:

- Palm Vista
- Plaza Vista
- Cuesta del Mar
- Fashion Park
- Concord Drive
- Hill Street
- Fremont Way
- Althea Court
- Felicia Court
- Pleasant Valley
- Colonia Village

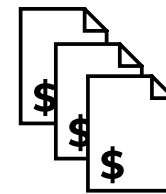
**Number of families
housed: 539**



**Units remaining in
inventory: 664**



Vouchers: 1,825



Felicia Court Housing Offices

Financing the CIP

The CIP uses funds from various City sources to finance projects. Some funds can only be used for certain purposes. A few of the funds are described below.

Development Impact Fees (DIFs)

The City collects fees from development projects to pay for the cost of improvements required to mitigate the impacts of those developments.

Enterprise Funds

The City's three enterprise funds—Water, Wastewater and Environmental Resources—are used to pay for the operations, projects, debt service and equipment for the City's three utilities. Revenue is derived mainly from payment for providing these services, including connection fees and installation charges.

Gas Tax

The gas tax, also known as SB-1, is allocated monthly to agencies throughout California based upon population. These funds may only be used for street and road maintenance and improvements, including research, design, and construction of public roadways. The City currently receives approximately \$3.6 million per year in gas tax funds.

General Fund

This is the City's largest and primary operating and maintenance fund. General Fund revenue comes from property tax, sales tax, transient occupancy (hotel) tax and business license taxes.

Grants


Federal and State grants are usually awarded with specific purpose and terms, such as bridge and highway funds. The majority of grants are competitive, and availability can vary each year.

Measure O

In 2008, the voters of the City approved a half cent sales tax increase for the next 20 years. These funds are to be used for police, fire, emergency response, paving/pothole repair, youth recreation, after school and anti-gang prevention programs, open space/parks property acquisition, storm water drains, senior services, code compliance and other general services.

Special Districts

The City has 3 community facilities districts (CFDs), 2 maintenance assessment districts and 37 landscape maintenance districts (LMDs), each of which provide funding for projects only within those special districts.



Advanced Water Purification Facility

Prioritizing Projects

Since there are currently more projects to be done than there is money to cover the costs or staff time to perform the work, projects had to be prioritized in the CIP. There are a few different layers of prioritization. The basic priorities are:



Priority 1, Health and Safety: These projects are needed to maintain or improve human health or safety. An example is the Rice Avenue and Fifth Street Railroad Grade Separation; this location has a history of train versus vehicle collisions, and this project will eliminate that potential. Certain projects that will keep the Wastewater Treatment Plant from malfunctioning are related to health, as untreated sewage can lead to critical impacts. Some of the Fire and Police projects fall into this category as well.



Priority 2, Asset Preservation: These projects are needed to maintain or protect our existing assets. An example are the street paving projects. Our pavement management program aims to pave our poorest condition and arterial roads first. Waiting until the pavement structural section fails is much more costly.



Priority 3, New or Expanded Services: These are projects that create something new, like a new park, or increase the capacity of existing facilities, like larger water or sewer lines.

Within these priorities, we also considered:

- **Grant Funding:** If there is already grant funding available, then there is a deadline for constructing the project. We never want to lose money, so these projects are given priority over projects where the only funding source is the General Fund or Measure O. Many of these grants require a local match, and this could be from a number of sources, including the General Fund. This General Fund expenditure would be given priority because it leverages a small amount of General Fund money for a much larger amount of grant funding. One example is the Highway Bridge Program, which pays 88.53% of bridge related projects while the City pays 11.47%.
- **Urgency:** Priority 2—Asset Preservation—is a large category, but some of these projects are more urgent than others. An example would be sewer manholes. Over time, sewer gases like hydrogen sulfide eat away at the concrete and steel in the structure, and the manholes need to be replaced. Some manholes require replacement more urgently than others as they are closer to the end of their safe and useful lives.
- **Staff Capacity:** Even if there were enough money to complete all of these projects, there would not necessarily be enough staff to manage them. Thus, once the projects were prioritized as listed above, the list was balanced against available staffing levels, also taking into consideration what contract services could be enlisted to complete the projects.
- **Balancing Competing Needs:** There are needs all over the City. The City cannot complete all of the Police Department's projects and leave the Fire Department with leaky roofs. Similarly, we cannot pave all the streets and ignore our utilities. Some consideration must be given to balancing competing concerns.

Examples of Projects by Funding Source

Special Districts:

- Mandalay Bay Seawalls
- Oxnard Trail Light Replacement
- East Park and Vineyards Park
Playground Resurfacing

General Fund:

- Roof Replacement and Repair for Multiple City Buildings
- Data Center for Disaster Recovery
- Storm Water Catch Basins Full Capture Devices Installation

Enterprise Funds:

- Reliability Improvements at the Wastewater Treatment Plant
- Automated Meter Infrastructure Replacement
- Sewer Collection System - Odor Reduction Program

Measure O:

- Roof Replacement and Repair for Fire, Police and Recreational Buildings
- Fire Station Alerting System Replacement
- Tennis Court Resurfacing

Gas Tax:

- Five Points Neighborhood Street Resurfacing
- Wilson Neighborhood Street Resurfacing
- Pleasant Valley Village Neighborhood Street Resurfacing

Development Impact Fees (DIFs):

- Hueneme Road Recycled Water Pipeline - Phase II
- Adaptive Traffic Signals
- Via Marina Park Renovation

Grants:

- Rice Avenue and Fifth Street Railroad Grade Separation
- La Colonia Green Alleys
- Electrical Improvements at the Wastewater Treatment Plant

Refer to Appendix A for a list of all projects per funding source.

Examples of Projects by District

The CIP is determined by need, not by district. The significant projects per district are listed below for reference only.

District 1

- Mandalay Bay Seawalls
- Edison Canal Bridge Rehabilitation
- Via Marina Park Renovation

District 2

- Wilson Neighborhood Street Resurfacing
- Ventura Boulevard Sidewalk Installation
- Oxnard Boulevard Bicycle Facilities Installation

District 3

- La Colonia Green Alleys
- Rice Avenue and Fifth Street Railroad Grade Separation
- La Colonia Thin Maintenance Overlay Phase II

District 5

- Etting Road Bicycle and Pedestrian Improvements
- Lemonwood Eastmont Neighborhood Street Resurfacing
- Pleasant Valley Park Court Resurfacing

District 4

- Oxnard PAL Facility Rehabilitation
- Five Points Neighborhood Street Resurfacing
- Commercial Central Neighborhood Street Resurfacing

District 6

- Bryce Canyon South Neighborhood Street Resurfacing
- Cal-Gisler Neighborhood Street Slurry - Phase II
- Blackstock North Neighborhood Storm Drain Construction

Citywide


- Central Trunk Sewer Pipe Replacement
- Roof Replacement or Repair for Multiple City Buildings
- Citywide Alleyway Resurfacing

Refer to Appendix B for a list of all projects per district.

Examples of Projects by Fiscal Year

Each project in the CIP is assigned to one or more fiscal years. The list of projects for 2019-20 is robust as these items are most pressing and the funding is most certain. Future fiscal years are not as clearly planned. This is common in CIPs. Also, as priorities, staffing and funding change, so too will the projects in the future. As of now, the starting years for the following major projects are listed below:

2019-20



- Adaptive Traffic Signals
- Automated Meter Infrastructure Replacement
- AWPf Improvements - Phase I
- Central Trunk Sewer Pipe Replacement
- Fire Station Alerting System Replacement
- Hueneme Road Recycled Water Pipeline
- Multiple Wastewater Treatment Plant Improvements
- Roof Replacement and Repair for Multiple City Buildings
- Wilson Neighborhood Street Resurfacing

2020-21



- IT Networking Hardware Replacement
- Main Library Interior Painting
- Multiple Lift Station Improvements
- Public Safety Network Infrastructure
- Residential Street Resurfacing

2021-22,
2022-23 &
2023-24



- AWPf Improvements - Phase II
- Council Chambers Remodel
- East Fifth Street Storm Drain
- Fire Flow Upgrade
- Fire Station 4 Rebuild
- Harbor Boulevard Edison Canal Bridge Widening
- Multiple Street Resurfacing Projects
- Rice Avenue and Fifth Street Railroad Grade Separation
- Rice Avenue Street Resurfacing
- Ventura Road Street Resurfacing

Refer to Appendix C for a list of all projects per fiscal year.

Project List

The pages that follow list each proposed CIP project. The pages are arranged according to the six categories, and within each category, the projects are alphabetized. Each project sheet includes detailed information about that project, including a description, its purpose, how the project is consistent with the City's 2030 General Plan, the proposed fiscal year(s) for completion, the project location and Council district, the funding source, the project manager, and the funding priority level.

Categories



Buildings



Information Technology



Parks & Open Space



Seawalls



Transportation & Drainage



Utilities

1450 Rose Avenue Renovations

Buildings



1450 South Rose Avenue
Council District(s): 4

Project Description:

Renovate facility, including installing a new sidewalk; modifying the brick patio; installing new dining room, hall office and living room flooring; modifying the kitchen and laundry room; and repairing the bathrooms.

Purpose and Need:

This project aims to provide greater accessibility.



General Plan Consistency:

Category: Infrastructure and Community Services

Goal#: ICS- 1

Provision of adequate facilities and services that maintain service levels with adequate funding.

Funding Source

Fund Type	Fund Amount
CDBG Entitlement	\$250,331

Fiscal Years:

FY2019-20

TOTAL* **\$250,331**

* Previously Appropriated: \$209,669



Responsible Staff Member:

Kevin Turley

Title: Construction Project Manager

Phone: (805) 385-8046

Email: Kevin.Turley@oxnard.org

Funding Priority Level



Asset Preservation

1500 Camino Del Sol Facility Repairs

Buildings



1500 Camino Del Sol
Council District(s): 3

Project Description:

Facility repairs including fire alarm system, roofing, window replacement and bathroom refurbishment.

Purpose and Need:

The structure is in need of repairs and replacement of some fixtures, such as windows and some plumbing. The roof also needs repair.



General Plan Consistency:

Category: Infrastructure and Community Services

Goal#: ICS- 1

Provision of adequate facilities and services that maintain service levels with adequate funding.

Funding Source

Fund Type	Fund Amount
Measure O Sales Tax	\$310,000

Fiscal Years:

FY2021-22

TOTAL **\$310,000**



Responsible Staff Member:

Kevin Turley

Title: Construction Project Manager

Phone: (805) 385-8046

Email: Kevin.Turley@oxnard.org

Funding Priority Level



Asset Preservation

Carnegie Art Museum Exterior Painting & Waterproofing

Buildings



424 South C Street
Council District(s): 4

Project Description:

Reseal exterior basement walls and paint to restore waterproofing.

Purpose and Need:

The foundation was last waterproofed in 2001. New windows were also installed. After 17 years, the waterproofing is failing and moisture is seeping through the masonry. Excess moisture can damage art work.



General Plan Consistency:

Category: Infrastructure and Community Services

Goal#: ICS- 1

Provision of adequate facilities and services that maintain service levels with adequate funding.

Funding Source

Fund Type	Fund Amount
General Fund	\$110,000

Fiscal Years:

FY2020-21

TOTAL \$110,000



Responsible Staff Member:

Kevin Turley

Title: Construction Project Manager

Phone: (805) 385-8046

Email: Kevin.Turley@oxnard.org

Funding Priority Level



Asset Preservation

Carnegie Art Museum HVAC & EMS

Buildings



424 South C Street
Council District(s): 4

Project Description:

Remove and replace heating, ventilation and air conditioning (HVAC) system and energy management system (EMS) at Carnegie Art Museum.

Purpose and Need:

The heating and cooling system is over 15 years old and is constantly being repaired. Museums should maintain a temperature between 65 and 68 degrees Fahrenheit to maximize the longevity of the collection.



General Plan Consistency:

Category: Infrastructure and Community Services

Goal#: ICS- 1

Provision of adequate facilities and services that maintain service levels with adequate funding.

Funding Source

Fund Type	Fund Amount
General Fund	\$250,000

Fiscal Years:

FY2020-21

TOTAL **\$250,000**



Responsible Staff Member:

Kevin Turley

Title: Construction Project Manager

Phone: (805) 385-8046

Email: Kevin.Turley@oxnard.org

Funding Priority Level



Asset Preservation

Carnegie Art Museum Wheelchair Lift

Buildings



424 South C Street
Council District(s): 4

Project Description:

Replace existing exterior wheelchair lift/freight elevator and accompanying control system with a new ADA-compliant wheelchair lift.

Purpose and Need:

The existing elevator has been in use for over thirty years. In March of 2018, the elevator was placed out of service. It is more cost effective to replace the lift than to repair it.



General Plan Consistency:

Category: Infrastructure and Community Services

Goal#: ICS- 1

Provision of adequate facilities and services that maintain service levels with adequate funding.

Funding Source

Fund Type	Fund Amount
General Fund	\$150,000

Fiscal Years:

FY2019-20

TOTAL **\$150,000**



Responsible Staff Member:

Kevin Turley

Title: Construction Project Manager

Phone: (805) 385-8046

Email: Kevin.Turley@oxnard.org

Funding Priority Level



Health and Safety

City Hall HVAC & EMS

Buildings



300 West Third Street
Council District(s): Citywide

Project Description:

Replace the 100-ton heating, ventilation and air conditioning (HVAC) unit and 100-ton condensing units. Includes upgrading the energy management system (EMS) for the entire building.

Purpose and Need:

The HVAC system, which services the entire building (all four floors), is at the end of its serviceable life. The main air handle, chillers and controls require constant costly repair.



General Plan Consistency:

Category: Infrastructure and Community Services

Goal#: ICS- 1

Provision of adequate facilities and services that maintain service levels with adequate funding.

Fiscal Years:

FY2021-22

Funding Source

Fund Type	Fund Amount
General Fund	\$450,000

TOTAL **\$450,000**



Responsible Staff Member:

Kevin Turley

Title: Construction Project Manager

Phone: (805) 385-8046

Email: Kevin.Turley@oxnard.org

Funding Priority Level



Asset Preservation

Civic Center East Wing HVAC & EMS

Buildings



305 West Third Street
Council District(s): Citywide

Project Description:

Upgrade the heating, ventilation and air conditioning (HVAC) and energy management system (EMS) to the entire building.

Purpose and Need:

This building was constructed in 1969, and the HVAC and EMS are the original units and have exceeded their service life expectancy.

**General Plan Consistency:**

Category: Infrastructure and Community Services

Goal#: ICS- 1

Provision of adequate facilities and services that maintain service levels with adequate funding.

Funding Source

Fund Type	Fund Amount
General Fund	\$152,500

Fiscal Years:

FY2021-22

TOTAL \$152,500

**Responsible Staff Member:**

Kevin Turley

Title: Construction Project Manager

Phone: (805) 385-8046

Email: Kevin.Turley@oxnard.org

Funding Priority Level

Asset Preservation

Civic Center West Wing Elevator

Buildings



305 West Third Street
Council District(s): Citywide

Project Description:

Replace and upgrade elevator components and bring up to current building ADA standards.

Purpose and Need:

This elevator is the original pulley system when it was installed in 1965.

**General Plan Consistency:**

Category: Infrastructure and Community Services

Goal#: ICS- 1

Provision of adequate facilities and services that maintain service levels with adequate funding.

Funding Source

Fund Type	Fund Amount
General Fund	\$200,000

Fiscal Years:

FY2021-22

TOTAL \$200,000

**Responsible Staff Member:**

Kevin Turley

Title: Construction Project Manager

Phone: (805) 385-8046

Email: Kevin.Turley@oxnard.org

Funding Priority Level

Asset Preservation

Civic Center West Wing Hazard Abatement & Fireproofing

Buildings



305 West Third Street
Council District(s): Citywide

Project Description:

Remove building materials that contain asbestos.

Purpose and Need:

This building has asbestos containing material in the ceiling fire proofing, the ceiling tiles and in the flooring mastic.

**General Plan Consistency:**

Category: Infrastructure and Community Services

Goal#: ICS- 1

Provision of adequate facilities and services that maintain service levels with adequate funding.

Funding Source

Fund Type	Fund Amount
General Fund	\$185,000

Fiscal Years:

FY2020-21

TOTAL \$185,000

**Responsible Staff Member:**

Kevin Turley

Title: Construction Project Manager

Phone: (805) 385-8046

Email: Kevin.Turley@oxnard.org

Funding Priority Level

Asset Preservation

Civic Center West Wing HVAC & EMS

Buildings



305 West Third Street
Council District(s): Citywide

Project Description:

Upgrade and replace components of the heating, ventilation, and air conditioning (HVAC) and energy management system (EMS) for entire building.

Purpose and Need:

The HVAC system is the original unit that was installed when the building was constructed in 1965. This upgrade would replace the HVAC equipment, as well as the EMS.



General Plan Consistency:

Category: Infrastructure and Community Services

Goal#: ICS- 1

Provision of adequate facilities and services that maintain service levels with adequate funding.

Fiscal Years:

FY2019-20 FY2020-21

Funding Source

Fund Type	Fund Amount
General Fund	\$375,000

TOTAL **\$375,000**



Responsible Staff Member:

Kevin Turley

Title: Construction Project Manager

Phone: (805) 385-8046

Email: Kevin.Turley@oxnard.org

Funding Priority Level



Asset Preservation

Civic Center West Wing Office Remodel

Buildings



305 West Third Street
Council District(s): Citywide

Project Description:

Remodel second and third floors and add new furniture to provide 7,000 square feet of usable office space for City staff.

Purpose and Need:

Two floors of the Civic Center West Wing are currently unoccupied due to the presence of asbestos material in the ceiling system. This remodel would provide the City with an additional 7,000 square feet of office space.

General Plan Consistency:

Category: Infrastructure and Community Services

Goal#: ICS- 1

Provision of adequate facilities and services that maintain service levels with adequate funding.



Funding Source

Fund Type	Fund Amount
General Fund	\$800,000

Fiscal Years:

FY2021-22

TOTAL **\$800,000**



Responsible Staff Member:

Kevin Turley

Title: Construction Project Manager

Phone: (805) 385-8046

Email: Kevin.Turley@oxnard.org

Funding Priority Level



Asset Preservation

Council Chambers Remodel

Buildings



305 West Third Street
Council District(s): Citywide

Project Description:

Complete remodel of City Council chambers, including abatement, ceiling replacement, audio/visual upgrade, ADA access, restroom doors, flooring and seating.

Purpose and Need:

This building was constructed in 1965, and many of the features have outlived their useful lives.



General Plan Consistency:

Category: Infrastructure and Community Services

Goal#: ICS- 1

Provision of adequate facilities and services that maintain service levels with adequate funding.

Funding Source

Fund Type	Fund Amount
PEG Fees Capital Improve	\$1,300,000
2006 TAB HERO	\$300,000

Fiscal Years:

FY2019-20

TOTAL **\$1,600,000**



Responsible Staff Member:

Kevin Turley

Title: Construction Project Manager

Phone: (805) 385-8046

Email: Kevin.Turley@oxnard.org

Funding Priority Level



Asset Preservation

Door Replacements in Fire Stations

Buildings



Eight Fire Stations Council District(s): Citywide

Project Description:

Replace front and rear roll-up doors at fire stations 1 through 7 and rear doors at station 8 with panel doors.

Purpose and Need:

Replacing the doors will improve station facilities and safety and will result in quicker response times. Aging doors increase maintenance costs, and the slow closure has resulted in compromised station security.



General Plan Consistency:

Category: Safety and Hazards

Goal#: SH-4

Emergency preparedness through the provision of adequate fire and police protection, infrastructure, emergency supply stockpiling, public education, EOC planning and procedures, and outreach programs.

Fiscal Years:

FY2020-21 FY2021-22 FY2022-23

Funding Source

Fund Type	Fund Amount
Measure O Sales Tax	\$720,000

TOTAL
\$720,000


Responsible Staff Member:

Art Gutierrez

Title: Facilities Maintenance Supervisor

Phone: (805) 385-8082

Email: Art.Gutierrez@oxnard.org

Funding Priority Level


Asset Preservation

Finance Department Remodel

Buildings



300 West Third Street
Council District(s): Citywide

Project Description:

Remodel third floor of City Hall to accommodate new offices, a conference room and upgrade restrooms to meet ADA requirements. This is currently in design.

Purpose and Need:

Remodel will accommodate an increase in staff and meet ADA requirements.

**General Plan Consistency:**

Category: Infrastructure and Community Services

Goal#: ICS- 1

Provision of adequate facilities and services that maintain service levels with adequate funding.

Funding Source

Fund Type	Fund Amount
General Fund	\$0

Fiscal Years:

FY2019-20

TOTAL***\$0**

* Previously Appropriated: \$650,000

**Responsible Staff Member:**

Kevin Turley

Title: Construction Project Manager

Phone: (805) 385-8046

Email: Kevin.Turley@oxnard.org

Funding Priority Level**Asset Preservation**

Fire Station 4 Rebuild

Buildings



230 West Vineyard Avenue
Council District(s): 2

Project Description:

Rebuild fire station 4 to allow for the reallocation of resources to meet the response needs created by the increased development on the north end (Wagon Wheel).

Purpose and Need:

Development of mid-rise buildings and the increased population in the City's north end require a fire truck response to calls. Station 4 cannot accommodate the apparatus or personnel and must be rebuilt to best protect life and property in the area.



General Plan Consistency:

Category: Safety and Hazards

Goal#: SH-4

Emergency preparedness through the provision of adequate fire and police protection, infrastructure, emergency supply stockpiling, public education, EOC planning and procedures, and outreach programs.

Fiscal Years:

FY2021-22 FY2022-23

Funding Source

Fund Type	Fund Amount
Measure O Sales Tax	\$300,000
Capital Growth Fees-Resid	\$5,500,000

TOTAL \$5,800,000



Responsible Staff Member:

Darwin Base

Title: Fire Chief

Phone: (805) 385-7700

Email: Darwin.Base@oxnard.org

Funding Priority Level



Health and Safety

Fire Station Alerting System Replacement

Buildings



Six Fire Stations
Council District(s): Citywide

Project Description:

Replace aging and failing fire alerting system at six fire stations.

Purpose and Need:

The current alerting systems are no longer manufactured; three are borrowed from Ventura County Fire. Alerting systems announce over a loudspeaker that a 911 call has occurred and trigger the response.



General Plan Consistency:

Category: Safety and Hazards

Goal#: SH-4

Emergency preparedness through the provision of adequate fire and police protection, infrastructure, emergency supply stockpiling, public education, EOC planning and procedures, and outreach programs.

Fiscal Years:

FY2019-20 FY2020-21 FY2021-22 FY2022-23

Funding Source

Fund Type	Fund Amount
Measure O Sales Tax	\$750,000

TOTAL

\$750,000



Responsible Staff Member:

Alex Hamilton

Title: Fire Assistant Chief

Phone: (805) 385-7708

Email: Alexander.Hamilton@oxnard.org

Funding Priority Level



Health and Safety

IT Data Server Room Condenser Replacement

Buildings



300 West Third Street , 2nd Floor
Council District(s): Citywide

Project Description:

Replace the existing 20-ton condenser with two 7.5-ton units to allow cycling between systems and for maintenance.

Purpose and Need:

Replacing the single oversized 20-ton system with two 7.5-ton units will allow for placing units offline for maintenance and save on energy costs.

General Plan Consistency:

Category: Infrastructure and Community Services

Goal#: ICS- 1

Provision of adequate facilities and services that maintain service levels with adequate funding



Funding Source

Fund Type	Fund Amount
General Fund	\$135,000

Fiscal Years:

FY2020-21

TOTAL **\$135,000**



Responsible Staff Member:

Kevin Turley

Title: Construction Project Manager

Phone: (805) 385-8046

Email: Kevin.Turley@oxnard.org

Funding Priority Level



Asset Preservation

IT Office Renovation

Buildings



300 Third Street
Council District(s): Citywide

Project Description:

Make interior improvements to the IT Department (second floor) to maximize floor space and ADA compliance.

Purpose and Need:

A redesign of IT offices on the second floor is needed to effectively create an environment that accommodates an open and collaborative working area.



General Plan Consistency:

Category: Infrastructure and Community Services

Goal#: ICS- 1

Provision of adequate facilities and services that maintain service levels with adequate funding.

Funding Source

Fund Type	Fund Amount
General Fund	\$275,000

Fiscal Years:

FY2020-21

TOTAL **\$275,000**



Responsible Staff Member:

Kevin Turley

Title: Construction Project Manager

Phone: (805) 385-8046

Email: Kevin.Turley@oxnard.org

Funding Priority Level



Asset Preservation

Library Technical Efficiency Solutions Replacement

Buildings



251 South A Street
Council District(s): 4

Project Description:

Replace two end-of-life sorters and security gates.
 Need four self check-out units.

Purpose and Need:

Existing sorters and security gates have reached their end of life and for several years have not been vendor supported. Staff has attempted to maintain them without the necessary expertise or equipment. Radio-frequency identification and payment machines will increase collection capabilities and efficiency.

General Plan Consistency:

Category: Infrastructure and Community Services

Goal#: ICS- 22

A full service, high quality public library system.



Funding Source

Fund Type	Fund Amount
Measure O Sales Tax	\$375,000

Fiscal Years:

FY2019-20

TOTAL **\$375,000**



Responsible Staff Member:

Kevin Turley

Title: Construction Project Manager

Phone: (805) 385-8046

Email: Kevin.Turley@oxnard.org

Funding Priority Level



Asset Preservation

Main Library Interior Painting

Buildings



251 South A Street
Council District(s): 4

Project Description:

Clean, prepare and paint all the interior walls and ceilings in the Main Library.

Purpose and Need:

This building was built in 1992 and over the years has had only certain interior spaces painted. It is now in need of paint to refresh the space and to preserve a valuable asset.

General Plan Consistency:

Category: Infrastructure and Community Services

Goal#: ICS- 1

Provision of adequate facilities and services that maintain service levels with adequate funding.



Funding Source

Fund Type	Fund Amount
Measure O Sales Tax	\$150,000

Fiscal Years:

FY2020-21

TOTAL **\$150,000**



Responsible Staff Member:

Kevin Turley

Title: Construction Project Manager

Phone: (805) 385-8046

Email: Kevin.Turley@oxnard.org

Funding Priority Level



Asset Preservation

Oxnard PAL Facility Rehabilitation

Buildings



350 South K Street
Council District(s): 4

Project Description:

Complete phase II of north wing, meaning finish interior construction: walls, doors, windows, electrical wiring, replace exterior doors. Begin phase I of south wing, including demolishing old walls, replacing the roof, and installing new windows.

Purpose and Need:

The PAL program will be able to offer additional programs such as science, technology, engineering and mathematics (STEM) program, multimedia and quiet space for mentoring, homework and tutoring. The south wing will enhance facility to offer opportunities through partnerships with businesses and organizations.

General Plan Consistency:

Category: Community Development

Goal#: CD-3

A city of stable, safe, attractive, and revitalized neighborhoods with adequate parks, schools, infrastructure, and community identity and pride

Fiscal Years:

FY2019-20



Funding Source

Fund Type	Fund Amount
2006 TAB HERO	\$2,298,000

TOTAL **\$2,298,000**



Responsible Staff Member:

Kevin Turley

Title: Construction Project Manager

Phone: (805) 385-8046

Email: Kevin.Turley@oxnard.org

Funding Priority Level



Health and Safety

PACC - Rental Spaces Upgrade

Buildings



800 Hobson Way
Council District(s): 4

Project Description:

Prepare seismic retrofit study and renovate rental spaces including mechanical, plumbing, electrical, restrooms, kitchens, painting, flooring, furniture, landscaping, and ADA accessibility.

Purpose and Need:

The PACC rental spaces are in need of a remodel to provide user friendly options for rental spaces. The interior spaces have air conditioning issues, poor lighting and dated décor. If these spaces were updated, the City could rent them out more and generate more income.



General Plan Consistency:

Category: Infrastructure and Community Services

Goal#: ICS- 1

Provision of adequate facilities and services that maintain service levels with adequate funding.

Funding Source

Fund Type	Fund Amount
Measure O Sales Tax	\$1,825,000

Fiscal Years:

FY2020-21

TOTAL **\$1,825,000**



Responsible Staff Member:

Kevin Turley

Title: Construction Project Manager

Phone: (805) 385-8046

Email: Kevin.Turley@oxnard.org

Funding Priority Level



New or Expanded Services

Roof Replacement - City Council Chambers

Buildings



305 West Third Street
Council District(s): Citywide

Project Description:

Remove and replace the existing roof and metal flashing material.

Purpose and Need:

Replace roof to prevent damage to structures and equipment and to protect and preserve inventory.



General Plan Consistency:

Category: Infrastructure and Community Services

Goal#: ICS- 1

Provision of adequate facilities and services that maintain service levels with adequate funding.

Funding Source

Fund Type	Fund Amount
General Fund	\$105,000

Fiscal Years:

FY2019-20

TOTAL **\$105,000**



Responsible Staff Member:

Kevin Turley

Title: Construction Project Manager

Phone: (805) 385-8046

Email: Kevin.Turley@oxnard.org

Funding Priority Level



Health and Safety

Roof Replacement - City Yard

Buildings



1060 Pacific Avenue
Council District(s): Citywide

Project Description:

Roof replacement for five maintenance buildings at the City Yard.

Purpose and Need:

Five buildings that house Streets, Fleet, Special Districts, Parks, Facilities and Graffiti Removal personnel need to be replaced due to numerous leaks. Roofs are estimated to be over 60 years old. Replace roofs to prevent damage to structures, equipment, and protect and preserve inventory.

General Plan Consistency:

Category: Infrastructure and Community Services

Goal#: ICS- 1

Provision of adequate facilities and services that maintain service levels with adequate funding.



Funding Source

Fund Type	Fund Amount
General Fund	\$620,000

Fiscal Years:

FY2020-21 FY2021-22

TOTAL

\$620,000



Responsible Staff Member:

Kevin Turley

Title: Construction Project Manager

Phone: (805) 385-8046

Email: Kevin.Turley@oxnard.org

Funding Priority Level



Health and Safety

Roof Replacement - Civic Center, West Wing

Buildings



305 West Third Street
Council District(s): Citywide

Project Description:

The Civic Center West roof needs to be replaced due to multiple leaks.

Purpose and Need:

The Civic Center West wing was built in 1963. The roof needs to be replaced to prevent damage to structures and equipment and to protect and preserve inventory.



General Plan Consistency:

Category: Infrastructure and Community Services

Goal#: ICS- 1

Provision of adequate facilities and services that maintain service levels with adequate funding.

Funding Source

Fund Type	Fund Amount
General Fund	\$200,000

Fiscal Years:

FY2019-20

TOTAL **\$200,000**



Responsible Staff Member:

Kevin Turley

Title: Construction Project Manager

Phone: (805) 385-8046

Email: Kevin.Turley@oxnard.org

Funding Priority Level



Health and Safety

Roof Replacement - Colonia Park Basketball Gym and Youth Center

Buildings



195 & 197 North Marquita Street
Council District(s): 3

Project Description:

Replacement of roof for both gym and youth center.

Purpose and Need:

Replace roof to prevent damage to structures and equipment and protect and preserve inventory.



General Plan Consistency:

Category: Infrastructure and Community Services

Goal#: ICS- 1

Provision of adequate facilities and services that maintain service levels with adequate funding.

Funding Source

Fund Type	Fund Amount
Measure O Sales Tax	\$605,000

Fiscal Years:

FY2019-20

TOTAL \$605,000



Responsible Staff Member:

Hoon Hahn

Title: City Engineer

Phone: (805) 385-7832

Email: Hoon.Hahn@oxnard.org

Funding Priority Level



Health and Safety

Roof Replacement - Fire Station 5

Buildings



1450 Colonia Road
Council District(s): 3

Project Description:

Replace roof.

Purpose and Need:

The roof is leaking and needs to be replaced. The plans for the replacement are nearly complete. This building includes living quarters for firefighters.



General Plan Consistency:

Category: Infrastructure and Community Services

Goal#: ICS- 1

Provision of adequate facilities and services that maintain service levels with adequate funding.

Funding Source

Fund Type	Fund Amount
Measure O Sales Tax	\$500,000

Fiscal Years:

FY2019-20

TOTAL* **\$500,000**

* Previously Appropriated: \$10,100



Responsible Staff Member:

Kevin Turley

Title: Construction Project Manager

Phone: (805) 385-8046

Email: Kevin.Turley@oxnard.org

Funding Priority Level



Health and Safety

Roof Replacement - Fire Station 6

Buildings



2601 Peninsula Road
Council District(s): 1

Project Description:

Replace roof and wood siding at fire station 6.

Purpose and Need:

Replace roof to prevent damage to structures and equipment and to protect and preserve inventory. Roof replacement may extend the lifespan of buildings, facilities, and substructures.



General Plan Consistency:

Category: Infrastructure and Community Services

Goal#: ICS- 1

Provision of adequate facilities and services that maintain service levels with adequate funding.

Funding Source

Fund Type	Fund Amount
Measure O Sales Tax	\$541,149

Fiscal Years:

FY2019-20

TOTAL* \$541,149

* Previously Appropriated: \$21,000



Responsible Staff Member:

Kevin Turley

Title: Construction Project Manager

Phone: (805) 385-8046

Email: Kevin.Turley@oxnard.org

Funding Priority Level



Health and Safety

Roof Replacement - PACC Ventura/Oxnard Rental Spaces

Buildings



800 Hobson Way
Council District(s): 4

Project Description:

Remove and replace the roofing material and metal flashing on the main rental spaces roof.

Purpose and Need:

Replace roof to prevent damage to structures and equipment and to protect and preserve inventory.

**General Plan Consistency:**

Category: Infrastructure and Community Services

Goal#: ICS- 1

Provision of adequate facilities and services that maintain service levels with adequate funding.

Funding Source

Fund Type	Fund Amount
Measure O Sales Tax	\$295,000
2006 TAB HERO	\$250,000

Fiscal Years:

FY2019-20

TOTAL \$545,000

**Responsible Staff Member:**

Kevin Turley

Title: Construction Project Manager

Phone: (805) 385-8046

Email: Kevin.Turley@oxnard.org

Funding Priority Level

Health and Safety

Roof Replacement - South Oxnard Center

Buildings



200 East Bard Road
Council District(s): 5

Project Description:

Replace roof.

Purpose and Need:

Replace roof to prevent damage to structures and equipment and to protect and preserve inventory.

General Plan Consistency:

Category: Infrastructure and Community Services

Goal#: ICS- 1

Provision of adequate facilities and services that maintain service levels with adequate funding.

**Funding Source**

Fund Type	Fund Amount
2006 TAB HERO	\$475,000

Fiscal Years:

FY2019-20

TOTAL **\$475,000**

**Responsible Staff Member:**

Kevin Turley

Title: Construction Project Manager

Phone: (805) 385-8046

Email: Kevin.Turley@oxnard.org

Funding Priority Level

Health and Safety

Roof Replacement - Sturgis Annex

Buildings



3001 Sturgis Road
Council District(s): Citywide

Project Description:

Replace roof at the Sturgis Annex to preserve property, evidence, and equipment stored in the building.

Purpose and Need:

This building houses personnel as well as valuable Department assets. The roof currently leaks whenever we have a rainstorm.



General Plan Consistency:

Category: Infrastructure and Community Services

Goal#: ICS- 1

Provision of adequate facilities and services that maintain service levels with adequate funding.

Funding Source

Fund Type	Fund Amount
Measure O Sales Tax	\$1,025,000

Fiscal Years:

FY2019-20

TOTAL **\$1,025,000**



Responsible Staff Member:

Kevin Turley

Title: Construction Project Manager

Phone: (805) 385-8046

Email: Kevin.Turley@oxnard.org

Funding Priority Level



Health and Safety

Roof Replacement - Wilson Senior Center Complex

Buildings



350 North C Street
Council District(s): 2

Project Description:

Replace roofs for office, arts building and senior center.

Purpose and Need:

Replace roof to prevent damage to structures, and equipment, and protect and preserve inventory.



General Plan Consistency:

Category: Infrastructure and Community Services

Goal#: ICS- 1

Provision of adequate facilities and services that maintain service levels with adequate funding.

Funding Source

Fund Type	Fund Amount
Measure O Sales Tax	\$400,000

Fiscal Years:

FY2019-20

TOTAL **\$400,000**



Responsible Staff Member:

Kevin Turley

Title: Construction Project Manager

Phone: (805) 385-8046

Email: Kevin.Turley@oxnard.org

Funding Priority Level



Health and Safety

South Oxnard Center MPE Upgrade (including Fire System) & Other Repairs

Buildings



200 East Bard Road
Council District(s): 5

Project Description:

Upgrade to the buildings fire life safety system. Upgrade the mechanical, plumbing, electrical and fire safety systems. Repair sidewalk, replace landscaping, and make interior improvements such as painting and general repairs.

Purpose and Need:

This building was built in 1989 and has had problems with electrical, lighting, mechanical, and plumbing. The fire life safety system is outdated and needs to be upgraded.



General Plan Consistency:

Category: Infrastructure and Community Services

Goal#: ICS- 1

Provision of adequate facilities and services that maintain service levels with adequate funding.

Funding Source

Fund Type	Fund Amount
2006 TAB HERO	\$250,000

Fiscal Years:

FY2019-20

TOTAL

\$250,000



Responsible Staff Member:

Kevin Turley

Title: Construction Project Manager

Phone: (805) 385-8046

Email: Kevin.Turley@oxnard.org

Funding Priority Level



Asset Preservation

Campus-Wide WiFi System

Information Technology



Citywide
Council District(s): Citywide

Project Description:

Deploy modern WiFi service to all City facilities.

Purpose and Need:

Enable wireless use of mobile computing devices for conducting critical business functions.

General Plan Consistency:

Category: Infrastructure and Community Services

Goal#: ICS- 1

Provision of adequate facilities and services that maintain service levels with adequate funding.



Funding Source

Fund Type	Fund Amount
General Fund	\$250,000

Fiscal Years:

FY2019-20 FY2020-21 FY2021-22

TOTAL **\$250,000**



Responsible Staff Member:

Keith Brooks

Title: Information Technology Director

Phone: (805) 385-7597

Email: Keith.Brooks@oxnard.org

Funding Priority Level



New or Expanded Services

Data Center For Disaster Recovery

Information Technology



Citywide
Council District(s): Citywide

Project Description:

There is a need to create a secondary data center for the City's computer and electronic data for the purpose of implementing a proper disaster recovery system.

Purpose and Need:

There currently is no backup generator for the City's computer network. A data center designed specifically for disaster recovery would ensure continued use of basic systems in case of a major power outage.

General Plan Consistency:

Category: Infrastructure and Community Services

Goal#: ICS- 1

Provision of adequate facilities and services that maintain service levels with adequate funding.



Fiscal Years:

FY2019-20 FY2020-21 FY2021-22

Funding Source

Fund Type	Fund Amount
Water Operating Fund	\$80,000
Wastewater Collection Operating	\$80,000
Solid Waste Operating	\$160,000
General Fund	\$480,000

TOTAL **\$800,000**



Responsible Staff Member:

Ken Austin

Title: IT Manager - Systems Architecture

Phone: (805) 200-5347

Email: Ken.Austin@oxnard.org

Funding Priority Level



Asset Preservation

Fiber Network Expansion

Information Technology



Citywide Council District(s): Citywide

Project Description:

Expand the City's fiber network backbone to connect City buildings and traffic systems and provide high-speed Internet access. (The Fiber Master Plan is currently being prepared.)

Purpose and Need:

This project leverages the City's existing fiber infrastructure with targeted expansion to realize the delivery of high-speed Internet access to City municipal buildings, anchor institutions, businesses and eventually residents to foster economic development. This infrastructure also supports "smart city" initiatives like public WiFi.

General Plan Consistency:


Category: Community Development

Goal#: CD-15

A strong economic and fiscal base critical to sustaining long-term prosperity for Oxnard residents and businesses.

Fiscal Years:

FY2020-21 FY2021-22



Funding Source

Fund Type	Fund Amount
General Fund	\$400,000

TOTAL	\$400,000
--------------	------------------



Responsible Staff Member:

Keith Brooks

Title: Information Technology Director

Phone: (805) 385-7597

Email: Keith.Brooks@oxnard.org

Funding Priority Level



Asset Preservation

IT Networking Hardware Replacement

Information Technology



Citywide
Council District(s): Citywide

Project Description:

Replace end of life networking equipment.

Purpose and Need:

When networking equipment is at the end of its useful life it tends to be more vulnerable to security breaches.

General Plan Consistency:

Category: Infrastructure and Community Services

Goal#: ICS- 1

Provision of adequate facilities and services that maintain service levels with adequate funding.



Funding Source

Fund Type	Fund Amount
General Fund	\$3,417,876

Fiscal Years:

FY2020-21 FY2021-22 FY2022-23 FY2023-24

TOTAL **\$3,417,876**



Responsible Staff Member:

Keith Brooks

Title: Information Technology Director

Phone: (805) 385-7597

Email: Keith.Brooks@oxnard.org

Funding Priority Level



Asset Preservation

IT Server Upgrades

Information Technology



Citywide
Council District(s): Citywide

Project Description:

Replace servers that are near end of life.

Purpose and Need:

Our current servers are near end of life. In order to provide the necessary computing needs for all City applications we will need to replace our current virtual server farm with new servers that can provide the power needed over the next five years.

General Plan Consistency:

Category: Infrastructure and Community Services

Goal#: ICS- 1

Provision of adequate facilities and services that maintain service levels with adequate funding.



Funding Source

Fund Type	Fund Amount
Water Operating Fund	\$38,000
Wastewater Collection Operating	\$38,000
Solid Waste Operating	\$76,000
General Fund	\$228,000

Fiscal Years:

FY2020-21 FY2021-22

TOTAL **\$380,000**



Responsible Staff Member:

Keith Brooks

Title: Information Technology Director

Phone: (805) 385-7597

Email: Keith.Brooks@oxnard.org

Funding Priority Level



Asset Preservation

Public Safety Network Infrastructure

Information Technology



Multiple
Council District(s): Citywide

Project Description:

Upgrade network architecture at the central Police Department and the Sturgis Center to secure all data related to the management of the public safety systems.

Purpose and Need:

These new systems will create logical and physical security systems that ensure the integrity of all data used by Public Safety.

General Plan Consistency:

Category: Infrastructure and Community Services

Goal#: ICS- 19

Adequate and effective law enforcement and the incorporation of crime prevention features in developments.

Fiscal Years:

FY2020-21 FY2021-22



Funding Source

Fund Type	Fund Amount
General Fund	\$625,000

TOTAL

\$625,000



Responsible Staff Member:

Keith Brooks

Title: Information Technology Director

Phone: (805) 385-7597

Email: Keith.Brooks@oxnard.org

Funding Priority Level



Health and Safety

Surveillance & Access Control Installation

Information Technology



Multiple
Council District(s): Citywide

Project Description:

Install access control and surveillance systems at key City facilities.

Purpose and Need:

Securing facilities via integrated access along with security camera systems better protects City employees, visitors and assets.

**General Plan Consistency:**

Category: Infrastructure and Community Services

Goal#: ICS- 19

Adequate and effective law enforcement and the incorporation of crime prevention features in developments.

Funding Source

Fund Type	Fund Amount
Water Operating Fund	\$58,500
Wastewater Collection Operating	\$58,500
Solid Waste Operating	\$58,500
General Fund	\$409,500

Fiscal Years:

FY2019-20 FY2020-21 FY2021-22

TOTAL **\$585,000**

**Responsible Staff Member:**

Keith Brooks

Title: Information Technology Director

Phone: (805) 385-7597

Email: Keith.Brooks@oxnard.org

Funding Priority Level

Asset Preservation

Central Park Fountain Control Room Renovation

Parks & Open Space

3200 North Oxnard Boulevard
Council District(s): 2

Project Description:

Replace the existing fountain control system and place the fountain control room above ground.

Purpose and Need:

The current fountain control system is over 10 years old and certain parts of the system are no longer manufactured. The existing control room is underground, and it gets flooded during large rain events, making it difficult to maintain the system.

General Plan Consistency:

Category: Community Development

Goal#: CD-3

A city of stable, safe, attractive, and revitalized neighborhoods with adequate parks, schools, infrastructure, and community identity and pride

Fiscal Years:

FY2019-20 FY2020-21

**Funding Source**

Fund Type	Fund Amount
CFD #5-Riverpark Maint.Fd	\$500,000

TOTAL**\$500,000****Responsible Staff Member:**

Hoon Hahn

Title: City Engineer

Phone: (805) 385-7832

Email: Hoon.Hahn@oxnard.org

Funding Priority Level

Health and Safety

Community Center East Park Improvements - Phase I

Parks & Open Space




Seventh & G Street
Council District(s): 4

Project Description:

Construct new restroom at a new location near the street with more security lighting.

Purpose and Need:

Modern park design places restrooms closer to the sidewalks and parking lots for increased convenience and safety. The existing restroom will remain for large events.



General Plan Consistency:

Category: Community Development

Goal#: CD-3

A city of stable, safe, attractive, and revitalized neighborhoods with adequate parks, schools, infrastructure, and community identity and pride

Fiscal Years:

FY2019-20

Funding Source

Fund Type	Fund Amount
CDBG Entitlement	\$450,000

TOTAL

\$450,000



Responsible Staff Member:

Jim Nelson

Title: Project Manager

Phone: (805) 385-7828

Email: Jim.Nelson@oxnard.org

Funding Priority Level



New or Expanded Services

Community Center East Park Improvements - Phase II

Parks & Open Space

**Seventh & G Street
Council District(s): 4**

Project Description:

Replace the play structure, install new LED security lighting, resurface parking lot, and install new park amenities.

Purpose and Need:

The playground was built in the 1980s and is in need of renovation. The play structure needs to be replaced, and lighting should be installed. The parking lot also needs to be resurfaced.

**General Plan Consistency:**

Category: Community Development

Goal#: CD-3

A city of stable, safe, attractive, and revitalized neighborhoods with adequate parks, schools, infrastructure, and community identity and pride

Fiscal Years:

FY2019-20

Funding Source

Fund Type	Fund Amount
CDBG Entitlement	\$450,000

TOTAL**\$450,000****Responsible Staff Member:**

Jim Nelson

Title: Project Manager

Phone: (805) 385-7828

Email: Jim.Nelson@oxnard.org

Funding Priority Level**Asset Preservation**

Cypress (Garden City Acres) Park Improvements

Parks & Open Space

5302 Cypress Road
Council District(s): 5

Project Description:

Install new smart irrigation and new controller.
Repair and resod damaged turf. Install an additional basketball court with lights.

Purpose and Need:

To conserve water and increase recreation opportunities in this neighborhood by adding an additional basketball court with lights.

General Plan Consistency:


Category: Community Development

Goal#: CD-3

A city of stable, safe, attractive, and revitalized neighborhoods with adequate parks, schools, infrastructure, and community identity and pride

Fiscal Years:

FY2019-20

**Funding Source**

Fund Type	Fund Amount
Park Fees-Quimby Reserve	\$342,000
2006 TAB HERO	\$350,000

TOTAL**\$692,000****Responsible Staff Member:**

Art Gutierrez

Title: Facilities Maintenance Supervisor

Phone: (805) 385-8082

Email: Art.Gutierrez@oxnard.org

Funding Priority Level

New or Expanded Services

Del Sol Park Improvements - Phase I

Parks & Open Space



1500 Camino Del Sol
Council District(s): 3

Project Description:

Construct a new restroom.

Purpose and Need:

The existing restroom at Del Sol Park is in a bad location and is in poor condition but will still be used in large events or busy weekends. The new restrooms will provide a better option for the public.



General Plan Consistency:

Category: Community Development

Goal#: CD-3

A city of stable, safe, attractive, and revitalized neighborhoods with adequate parks, schools, infrastructure, and community identity and pride

Fiscal Years:

FY2020-21

Funding Source

Fund Type	Fund Amount
Park Fees-Quimby Reserve	\$520,000

TOTAL

\$520,000



Responsible Staff Member:

Jim Nelson

Title: Project Manager

Phone: (805) 385-7828

Email: Jim.Nelson@oxnard.org

Funding Priority Level



New or Expanded Services

East Park Playground Resurfacing

Parks & Open Space



351 Indus Place
Council District(s): 2

Project Description:

Replace existing poured in place playground surface with a tiled playground surface.

Purpose and Need:

The original surface has reached the end of its useable life.



General Plan Consistency:

Category: Community Development

Goal#: CD-3

A city of stable, safe, attractive, and revitalized neighborhoods with adequate parks, schools, infrastructure, and community identity and pride

Fiscal Years:

FY2019-20

Funding Source

Fund Type	Fund Amount
CFD #5-Riverpark Maint.Fd	\$155,000

TOTAL

\$155,000



Responsible Staff Member:

Joseph Beardshear

Title: Project Manager

Phone: (805) 200-5344

Email: Joseph.Beardshear@oxnard.org

Funding Priority Level



Asset Preservation

Lemonwood Park Parcel Development

Parks & Open Space**2055 San Mateo Place****Council District(s): 5****Project Description:**

The park was acquired in early 2017 and requires a design to remediate the half acre site.

Purpose and Need:

The site located on the west side of the park has the soil contaminated from an old oil well site. The environmental review has been completed, and there is now a need to develop a plan and specifications to remediate the soil.

**General Plan Consistency:**

Category: Community Development

Goal#: CD-3

A city of stable, safe, attractive, and revitalized neighborhoods with adequate parks, schools, infrastructure, and community identity and pride

Fiscal Years:

FY2020-21

Funding Source

Fund Type	Fund Amount
Measure O Sales Tax	\$450,000

TOTAL***\$450,000**

* Previously Appropriated: \$95,583

**Responsible Staff Member:**

Art Gutierrez

Title: Facilities Maintenance Supervisor

Phone: (805) 385-8082

Email: Art.Gutierrez@oxnard.org

Funding Priority Level

New or Expanded Services

Oxnard Trail Light Replacement

Parks & Open Space

Oxnard Boulevard between Gonzales and Camino Del Sol
Council District(s): 3

Project Description:

Replace the lights on the Oxnard Trail.

Purpose and Need:

Walking trail lighting has deteriorated due to vandalism and age.

General Plan Consistency:

Category: Community Development

Goal#: CD-3

A city of stable, safe, attractive, and revitalized neighborhoods with adequate parks, schools, infrastructure, and community identity and pride

**Funding Source**

Fund Type	Fund Amount
LMD #39-El Sueno/Promesa	\$82,000
LMD #39-D.R. Horton	\$29,000
L/M Dist.-Combining Funds	\$111,000

TOTAL**\$222,000****Fiscal Years:**

FY2019-20

**Responsible Staff Member:**

Joseph Beardshear

Title: Project Manager

Phone: (805) 200-5344

Email: Joseph.Beardshear@oxnard.org

Funding Priority Level**Asset Preservation**

Pfeiler Pocket Park Play Structure Replacement

Parks & Open Space

Piedra Way and Octotlan Way
Council District(s): 3

Project Description:

Replace play structure.

Purpose and Need:

The existing play structure is in need of replacement due to the age of the structure.

**General Plan Consistency:**

Category: Community Development

Goal#: CD-3

A city of stable, safe, attractive, and revitalized neighborhoods with adequate parks, schools, infrastructure, and community identity and pride

Fiscal Years:

FY2019-20

Funding Source

Fund Type	Fund Amount
L/M Dist.-Combining Funds	\$155,000

TOTAL	\$155,000
--------------	------------------

**Responsible Staff Member:**

Joseph Beardshear

Title: Project Manager

Phone: (805) 200-5344

Email: Joseph.Beardshear@oxnard.org

Funding Priority Level

Asset Preservation

Pleasant Valley Park Court Resurfacing

Parks & Open Space



4501 Justin Way
Council District(s): 5

Project Description:

Full reconstruction and resurfacing of basketball courts and tennis courts.

Purpose and Need:

The basketball and tennis courts are in need of full reconstruction. These facilities are highly used by residents in the Pleasant Valley neighborhood.

General Plan Consistency:

Category: Community Development

Goal#: CD-3

A city of stable, safe, attractive, and revitalized neighborhoods with adequate parks, schools, infrastructure, and community identity and pride

Fiscal Years:

FY2021-22

**Funding Source**

Fund Type	Fund Amount
General Fund	\$340,000

TOTAL**\$340,000****Responsible Staff Member:**

Art Gutierrez

Title: Facilities Maintenance Supervisor

Phone: (805) 385-8082

Email: Art.Gutierrez@oxnard.org

Funding Priority Level**Asset Preservation**

Riverpark Irrigation Control System Replacement

Parks & Open Space

Riverpark CFD 5
Council District(s): 2

Project Description:

Replace irrigation control systems.

Purpose and Need:

Many of the Riverpark irrigation control systems are past their usable life span of eight years and are starting to malfunction. Also, Riverpark panels are on a 2G network, but the manufacturer no longer supports this product.

**General Plan Consistency:**

Category: Community Development

Goal#: CD-3

A city of stable, safe, attractive, and revitalized neighborhoods with adequate parks, schools, infrastructure, and community identity and pride

Fiscal Years:

FY2019-20

Funding Source

Fund Type	Fund Amount
CFD #5-Riverpark Maint.Fd	\$180,000

TOTAL**\$180,000****Responsible Staff Member:**

Joseph Beardshear

Title: Project Manager

Phone: (805) 200-5344

Email: Joseph.Beardshear@oxnard.org

Funding Priority Level**Asset Preservation**

Seaview Park Improvements

Parks & Open Space



Pilot Way & Offshore Street Council District(s): 1

Project Description:

Install new walking path/track, new LED lighting and new restrooms. New inclusive play area to accommodate ages 2 through 5 and 5 through 12 years old.

Purpose and Need:

New improvements will help meet the demand for the increased use at this park.



General Plan Consistency:

Category: Community Development

Goal#: CD-3

A city of stable, safe, attractive, and revitalized neighborhoods with adequate parks, schools, infrastructure, and community identity and pride

Fiscal Years:

FY2021-22

Funding Source

Fund Type	Fund Amount
Park Fees-Quimby Reserve	\$1,500,000

TOTAL	\$1,500,000
--------------	--------------------



Responsible Staff Member:

Art Gutierrez

Title: Facilities Maintenance Supervisor

Phone: (805) 385-8082

Email: Art.Gutierrez@oxnard.org

Funding Priority Level



New or Expanded Services

Southbank Park Improvements

Parks & Open Space



Kentia Street & Woodside Place
Council District(s): 1

Project Description:

Resurface playground and make improvements to restrooms.

Purpose and Need:

The restroom needs repairs and updating, and the playground surface is in poor condition. Security lighting increases safety.

General Plan Consistency:

Category: Community Development

Goal#: CD-3

A city of stable, safe, attractive, and revitalized neighborhoods with adequate parks, schools, infrastructure, and community identity and pride

Fiscal Years:

FY2020-21 FY2021-22



Funding Source

Fund Type	Fund Amount
General Fund	\$300,000

TOTAL

\$300,000



Responsible Staff Member:

Art Gutierrez

Title: Facilities Maintenance Supervisor

Phone: (805) 385-8082

Email: Art.Gutierrez@oxnard.org

Funding Priority Level



New or Expanded Services

Tennis Court Resurfacing

Parks & Open Space

801 Hobson Way
Council District(s): 4

Project Description:

Resurface four tennis courts.

Purpose and Need:

The Oxnard Tennis Center has eight existing courts. Four of the courts need to be resurfaced. These four courts have large cracks that interfere with play.

**General Plan Consistency:**

Category: Community Development

Goal#: CD-3

A city of stable, safe, attractive, and revitalized neighborhoods with adequate parks, schools, infrastructure, and community identity and pride

Fiscal Years:

FY2019-20

Funding Source

Fund Type	Fund Amount
Measure O Sales Tax	\$530,000

TOTAL	\$530,000
--------------	------------------

**Responsible Staff Member:**

Jim Nelson

Title: Project Manager

Phone: (805) 385-7828

Email: Jim.Nelson@oxnard.org

Funding Priority Level

Asset Preservation

Via Marina Park Renovation

Parks & Open Space



Offshore Street & Keel Avenue Council District(s): 1

Project Description:

Install new sprinkler system, new play structures, a new rubberized walking track, and new LED security lighting.

Purpose and Need:

The park is frequently used and could benefit from expanded amenities.



General Plan Consistency:

Category: Community Development

Goal#: CD-3

A city of stable, safe, attractive, and revitalized neighborhoods with adequate parks, schools, infrastructure, and community identity and pride

Funding Source

Fund Type	Fund Amount
Park Fees-Quimby Reserve	\$1,215,952
Measure O Sales Tax	\$50,000

Fiscal Years:

FY2022-23 FY2023-24

TOTAL \$1,265,952



Responsible Staff Member:

Art Gutierrez

Title: Facilities Maintenance Supervisor

Phone: (805) 385-8082

Email: Art.Gutierrez@oxnard.org

Funding Priority Level



New or Expanded Services

Vineyards Park Playground Resurfacing

Parks & Open Space

2790 Smoky Mountain Drive
Council District(s): 2

Project Description:

Replace existing poured in place playground surface with a tiled playground surface.

Purpose and Need:

The original surface has reached the end of its useable life span.

**General Plan Consistency:**

Category: Community Development

Goal#: CD-3

A city of stable, safe, attractive, and revitalized neighborhoods with adequate parks, schools, infrastructure, and community identity and pride

Fiscal Years:

FY2019-20

Funding Source

Fund Type	Fund Amount
CFD #5-Riverpark Maint.Fd	\$110,000

TOTAL**\$110,000****Responsible Staff Member:**

Joseph Beardshear

Title: Project Manager

Phone: (805) 200-5344

Email: Joseph.Beardshear@oxnard.org

Funding Priority Level**Asset Preservation**

Mandalay Bay Seawalls

Seawalls




Mandalay Bay Council District(s): 1

Project Description:

Repair or replace the Mandalay Bay seawalls.

Purpose and Need:

This project will reinforce or replace the aging seawalls, which were constructed between 1969 and 1971. A feasibility study is currently underway. Walls will be repaired or replaced one section at a time.



General Plan Consistency:

Category: Infrastructure and Community Services

Goal#: ICS- 1

Provision of adequate facilities and services that maintain service levels with adequate funding.

Funding Source

Fund Type	Fund Amount
Waterways Assessment District	\$22,595,000
TBD	\$2,250,000
Measure O Sales Tax	\$375,000

Fiscal Years:

FY2019-20 FY2020-21 FY2021-22 FY2022-23

TOTAL* \$25,220,000

* Funding required after 2023-24: \$35,000,000



Responsible Staff Member:

Tatiana Arnaout

Title: Senior Civil Engineer

Phone: (805) 385-8341

Email: Tatiana.Arnaout@oxnard.org

Funding Priority Level



Asset Preservation

1500 Camino Del Sol Parking Lot

Transportation &
Drainage



1500 Camino Del Sol
Council District(s): 3

Project Description:

Parking lot and concrete repair.

Purpose and Need:

The asphalt and concrete gutters are in need of repair.



General Plan Consistency:

Category: Infrastructure and Community Services

Goal#: ICS- 1

Provision of adequate facilities and services that maintain service levels with adequate funding.

Funding Source

Fund Type	Fund Amount
Measure O Sales Tax	\$200,000

Fiscal Years:

FY2021-22

TOTAL \$200,000



Responsible Staff Member:

Kevin Turley

Title: Construction Project Manager

Phone: (805) 385-8046

Email: Kevin.Turley@oxnard.org

Funding Priority Level



Asset Preservation

Adaptive Traffic Signals

Transportation &
Drainage



Rose Avenue and Gonzales Road

Council District(s): 1, 2, 3 & 4

Project Description:

Replace old signal controllers with new master controllers capable of running the adaptive signal software. This includes new vehicle detection, cabinets, and larger conduit to carry wiring.

Purpose and Need:

The Council approved an adaptive traffic signal system on Rose Avenue and Gonzales Road for 33 signaled intersections. All field equipment should be upgraded or modified to be comparative with the new adaptive traffic signal system.



General Plan Consistency:

Category: Infrastructure and Community Services

Goal#: ICS- 2

Provision of adequate facilities and services that maintain service levels with adequate funding.

Funding Source

Fund Type	Fund Amount
Circulation Sys.Impr.Fees	\$1,527,000

Fiscal Years:

FY2019-20 FY2020-21

TOTAL **\$1,527,000**



Responsible Staff Member:

Ryan Kim

Title: City Traffic Engineer

Phone: (805) 200-5258

Email: Ryan.Kim@oxnard.org

Funding Priority Level



Asset Preservation

B Street Improvements

Transportation &
Drainage



B Street from Eighth Street to Ninth Street

Council District(s): 4

Project Description:

Improve the easterly and westerly shoulder of B Street from Eighth Street to Ninth Street. Work includes excavation of existing asphalt concrete pavement, concrete sidewalk, landscaping, irrigation, street lighting, and traffic striping.

Purpose and Need:

Improve pedestrian safety by installing a new sidewalk. This will also create a parkway which needs irrigation and landscaping. Modifications to traffic striping will be needed.



General Plan Consistency:

Category: Infrastructure and Community Services

Goal#: ICS- 8

Safe bicycle and pedestrian circulation throughout the City.

Funding Source

Fund Type	Fund Amount
TDA/LTF3-BI/PED FND-99234	\$60,000
Air Pollution Buydown Fee	\$440,000

Fiscal Years:

FY2019-20 FY2020-21

TOTAL **\$500,000**



Responsible Staff Member:

Jim Nelson

Title: Project Manager

Phone: (805) 385-7828

Email: Jim.Nelson@oxnard.org

Funding Priority Level



New or Expanded Services

Bartolo Square North Neighborhood Storm Drain

Transportation & Drainage



Bartolo Square North Neighborhood Council District(s): 4

Project Description:

Construct a storm drain for the 500-acre area bounded by Wooley Road, Hemlock Street, Ventura Road, and J Street.

Purpose and Need:

This project would improve drainage in this neighborhood.



General Plan Consistency:

Category: Infrastructure and Community Services

Goal#: ICS- 13

Adequately sized storm drain systems and discharge treatment, certified levees, and implementation of appropriate National Pollutant Discharge Elimination System (NPDES) permits and regulations.

Fiscal Years:

FY2022-23 FY2023-24

Funding Source

Fund Type	Fund Amount
Storm Water Management	\$2,400,000

TOTAL	\$2,400,000
--------------	--------------------



Responsible Staff Member:

Tatiana Arnaout

Title: Senior Civil Engineer

Phone: (805) 385-8341

Email: Tatiana.Arnaout@oxnard.org

Funding Priority Level



Asset Preservation

Bartolo Square North Neighborhood Street Resurfacing

Transportation &
Drainage



Bartolo Square North Neighborhood Council District(s): 4

Project Description:

Resurface existing asphalt concrete pavement.

Purpose and Need:

The Bartolo Square North neighborhood is identified in the Pavement Management System as needing resurfacing.



General Plan Consistency:

Category: Infrastructure and Community Services

Goal#: ICS- 1

Provision of adequate facilities and services that maintain service levels with adequate funding.

Funding Source

Fund Type	Fund Amount
Measure O Sales Tax	\$589,404

Fiscal Years:

FY2022-23

TOTAL	\$589,404
--------------	------------------



Responsible Staff Member:

Hoon Hahn

Title: City Engineer

Phone: (805) 385-7832

Email: Hoon.Hahn@oxnard.org

Funding Priority Level



Asset Preservation

Bartolo Square South Neighborhood Street Resurfacing

Transportation &
Drainage



Bartolo Square South Neighborhood Council District(s): 4

Project Description:

Resurface existing asphalt concrete pavement.

Purpose and Need:

The Bartolo Square South neighborhood is identified in the Pavement Management System as needing resurfacing.



General Plan Consistency:

Category: Infrastructure and Community Services

Goal#: ICS- 1

Provision of adequate facilities and services that maintain service levels with adequate funding.

Funding Source

Fund Type	Fund Amount
Measure O Sales Tax	\$794,509

Fiscal Years:

FY2022-23

TOTAL **\$794,509**



Responsible Staff Member:

Hoon Hahn

Title: City Engineer

Phone: (805) 385-7832

Email: Hoon.Hahn@oxnard.org

Funding Priority Level



Asset Preservation

Bicycle & Pedestrian Facilities

Transportation &
Drainage



Multiple
Council District(s): Citywide

Project Description:

Install Class II and Class III bicycle lanes, bicycle detection, and pedestrian improvements including median bulb-outs, and signing and striping. (Specifically, \$500,000 will be utilized on Perkins Road.)

Purpose and Need:

To improve bicyclist and pedestrian safety.



General Plan Consistency:

Category: Infrastructure and Community Services

Goal#: ICS- 8

Safe bicycle and pedestrian circulation throughout the City.

Funding Source

Fund Type	Fund Amount
Fed.Transport. Multiyear Grants	\$962,630
2006 TAB Ormond Beach	\$500,000

Fiscal Years:

FY2019-20

TOTAL* \$1,462,630

* Previously Appropriated: \$536,839



Responsible Staff Member:

Debbie O'Leary

Title: Transportation Planner

Phone: (805) 200-5283

Email: Debbie.Oleary@oxnard.org

Funding Priority Level



New or Expanded Services

Blackstock North Neighborhood Storm Drain Construction

Transportation &
Drainage



Blackstock North Neighborhood Council District(s): 6

Project Description:

Design and construct a storm drain for the 1,500-acre area bounded by Channel Islands Boulevard, La Canada Street, Saviers Road, and the Ventura County Railroad.

Purpose and Need:

This project will improve drainage in this neighborhood.



General Plan Consistency:

Category: Infrastructure and Community Services

Goal#: ICS- 13

Adequately sized storm drain systems and discharge treatment, certified levees, and implementation of appropriate National Pollutant Discharge Elimination System (NPDES) permits and regulations.

Fiscal Years:

FY2021-22 FY2022-23

Funding Source

Fund Type	Fund Amount
Storm Water Management	\$3,700,000

TOTAL	\$3,700,000
--------------	--------------------



Responsible Staff Member:

Jim Nelson

Title: Project Manager

Phone: (805) 385-7828

Email: Jim.Nelson@oxnard.org

Funding Priority Level



Asset Preservation

Blackstock North Neighborhood Street Resurfacing

Transportation & Drainage



Blackstock North Neighborhood Council District(s): 6

Project Description:

Resurface existing asphalt concrete pavement.

Purpose and Need:

The Blackstock North neighborhood is identified in the Pavement Management System as needing resurfacing.



General Plan Consistency:

Category: Infrastructure and Community Services

Goal#: ICS- 1

Provision of adequate facilities and services that maintain service levels with adequate funding.

Funding Source

Fund Type	Fund Amount
Measure O Sales Tax	\$728,000

Fiscal Years:

FY2021-22 FY2022-23

TOTAL **\$728,000**



Responsible Staff Member:

Hoon Hahn

Title: City Engineer

Phone: (805) 385-7832

Email: Hoon.Hahn@oxnard.org

Funding Priority Level



Asset Preservation

Blackstock South Neighborhood Storm Drain Construction

Transportation &
Drainage



Blackstock South Neighborhood
Council District(s): 6

Project Description:

Construct a storm drain for 1,500-acre area bounded by Bard Road, La Canada Street, Saviers Road, and the San Simeon Avenue.

Purpose and Need:

This project will improve drainage in this neighborhood.



General Plan Consistency:

Category: Infrastructure and Community Services

Goal#: ICS- 13

Adequately sized storm drain systems and discharge treatment, certified levees, and implementation of appropriate National Pollutant Discharge Elimination System (NPDES) permits and regulations.

Fiscal Years:

FY2020-21

Funding Source

Fund Type	Fund Amount
Storm Water Management	\$550,000

TOTAL **\$550,000**



Responsible Staff Member:

Tatiana Arnaout

Title: Senior Civil Engineer

Phone: (805) 385-8341

Email: Tatiana.Arnaout@oxnard.org

Funding Priority Level



Asset Preservation

Bryce Canyon South Neighborhood Street Resurfacing

Transportation &
Drainage



Bryce Canyon South Neighborhood Council District(s): 6

Project Description:

Resurface existing asphalt concrete pavement. Work will also include cape and slurry seal and replacement of cast iron pipe with PVC pipe.

Purpose and Need:

The Bryce Canyon South neighborhood is identified in the Pavement Management System as needing resurfacing. Replacement of aging cast iron pipe is being coordinated with road resurfacing.



General Plan Consistency:

Category: Infrastructure and Community Services

Goal#: ICS- 1

Provision of adequate facilities and services that maintain service levels with adequate funding.

Funding Source

Fund Type	Fund Amount
Water Operating Fund	\$1,339,600
2014 Lease Revenue Bond	\$1,059,400

Fiscal Years:

FY2019-20

TOTAL* **\$2,399,000**

* Previously Appropriated: \$401,000



Responsible Staff Member:

Jim Nelson

Title: Project Manager

Phone: (805) 385-7828

Email: Jim.Nelson@oxnard.org

Funding Priority Level



Asset Preservation

C Street Bicycle Facilities Installation

Transportation &
Drainage



C Street, Hill Street, Hemlock Avenue

Council District(s): 4

Project Description:

Install Class II and Class III bicycle lanes along C Street.

Purpose and Need:

This project provides Class II and Class III lanes as identified in the City's Bicycle and Pedestrian Facilities Master Plan.



General Plan Consistency:

Category: Infrastructure and Community Services

Goal#: ICS- 8

Safe bicycle and pedestrian circulation throughout the City.

Funding Source

Fund Type	Fund Amount
Fed.Transport. Multiyear Grants	\$271,933
Air Pollution Buydown Fee	\$31,352

Fiscal Years:

FY2020-21

TOTAL* **\$303,285**

* Previously Appropriated: \$67,490



Responsible Staff Member:

Debbie O'Leary

Title: Transportation Planner

Phone: (805) 200-5283

Email: Debbie.Oleary@oxnard.org

Funding Priority Level



New or Expanded Services

Cabrillo Neighborhood Street Resurfacing


Transportation &
Drainage



Cabrillo Neighborhood
Council District(s): 1

Project Description:

Resurface existing asphalt concrete pavement.



Purpose and Need:

The Cabrillo neighborhood is identified in the Pavement Management System as needing resurfacing.

General Plan Consistency:

Category: Infrastructure and Community Services

Goal#: ICS- 1

Provision of adequate facilities and services that maintain service levels with adequate funding.

Funding Source

Fund Type	Fund Amount
Street Maintenance	\$1,747,900

Fiscal Years:

FY2022-23

TOTAL	\$1,747,900
--------------	--------------------



Responsible Staff Member:

Hoon Hahn

Title: City Engineer

Phone: (805) 385-7832

Email: Hoon.Hahn@oxnard.org

Funding Priority Level



Asset Preservation

Cal-Gisler Neighborhood Storm Drain Construction

Transportation &
Drainage



Cal-Gisler Neighborhood Council District(s): 6

Project Description:

Construct a storm drain for the Cal-Gisler neighborhood.

Purpose and Need:

This project will improve drainage in this neighborhood.



General Plan Consistency:

Category: Infrastructure and Community Services

Goal#: ICS- 13

Adequately sized storm drain systems and discharge treatment, certified levees, and implementation of appropriate National Pollutant Discharge Elimination System (NPDES) permits and regulations.

Fiscal Years:

FY2023-24

Funding Source

Fund Type	Fund Amount
Storm Water Management	\$1,000,000

TOTAL* **\$1,000,000**

* Funding required after 2023-24: \$7,000,000



Responsible Staff Member:

Tatiana Arnaout

Title: Senior Civil Engineer

Phone: (805) 385-8341

Email: Tatiana.Arnaout@oxnard.org

Funding Priority Level



Asset Preservation

Cal-Gisler Neighborhood Street Slurry - Phase II

Transportation &
Drainage



Cal-Gisler Neighborhood
Council District(s): 6

Project Description:

Resurface existing asphalt concrete pavement.

Purpose and Need:

The Cal-Gisler neighborhood is identified in the Pavement Management System as needing resurfacing.



General Plan Consistency:

Category: Infrastructure and Community Services

Goal#: ICS- 1

Provision of adequate facilities and services that maintain service levels with adequate funding.

Funding Source

Fund Type	Fund Amount
Measure O Sales Tax	\$1,388,352

Fiscal Years:

FY2022-23

TOTAL \$1,388,352



Responsible Staff Member:

Hoon Hahn

Title: City Engineer

Phone: (805) 385-7832

Email: Hoon.Hahn@oxnard.org

Funding Priority Level



Asset Preservation

Carriage Square Neighborhood Street Resurfacing

Transportation &
Drainage



Carriage Square Neighborhood Council District(s): 2

Project Description:

Resurface existing asphalt concrete pavement.

Purpose and Need:

The Carriage Square neighborhood is identified in the Pavement Management System as needing resurfacing.



General Plan Consistency:

Category: Infrastructure and Community Services

Goal#: ICS- 1

Provision of adequate facilities and services that maintain service levels with adequate funding.

Funding Source

Fund Type	Fund Amount
Street Maintenance	\$1,596,160

Fiscal Years:

FY2022-23

TOTAL	\$1,596,160
--------------	--------------------



Responsible Staff Member:

Hoon Hahn

Title: City Engineer

Phone: (805) 385-7832

Email: Hoon.Hahn@oxnard.org

Funding Priority Level



Asset Preservation

City Hall & Civic Center Parking Lot Resurfacing

Transportation &
Drainage



300 & 305 West Third Street
Council District(s): Citywide

Project Description:

Resurface parking lot behind City Hall and parking lot behind Civic Center East Wing.

Purpose and Need:

The parking lots are in poor condition and in need of resurfacing.



General Plan Consistency:

Category: Infrastructure and Community Services

Goal#: ICS- 1

Provision of adequate facilities and services that maintain service levels with adequate funding.

Funding Source

Fund Type	Fund Amount
General Fund	\$500,000

Fiscal Years:

FY2022-23

TOTAL \$500,000



Responsible Staff Member:

Jim Nelson

Title: Project Manager

Phone: (805) 385-7828

Email: Jim.Nelson@oxnard.org

Funding Priority Level



Asset Preservation

City Yard Parking Lot Resurfacing

Transportation &
Drainage




1060 Pacific Avenue
Council District(s): Citywide

Project Description:

Remove and replace concrete and asphalt parking surfaces and ribbon gutters.

Purpose and Need:

The City purchased this property in the 1970s and over time has patched or repaired small sections of the parking lot. Due to the heavy equipment and vehicle usage, the asphalt is at the end of its useful life.



General Plan Consistency:

Category: Infrastructure and Community Services

Goal#: ICS- 1

Provision of adequate facilities and services that maintain service levels with adequate funding.

Funding Source

Fund Type	Fund Amount
General Fund	\$685,000

Fiscal Years:

FY2020-21 FY2021-22

TOTAL **\$685,000**



Responsible Staff Member:

Jim Nelson

Title: Project Manager

Phone: (805) 385-7828

Email: Jim.Nelson@oxnard.org

Funding Priority Level



Asset Preservation

Citywide Alleyway Resurfacing

Transportation &
Drainage



Citywide
Council District(s): Citywide

Project Description:

System-wide resurfacing of alleyways in the City.

Purpose and Need:

Alleyways throughout the City are in need of repair or resurfacing. Alleyway repair and resurfacing will provide an acceptable level of service to maintain access to residences and solid waste collection.



General Plan Consistency:

Category: Infrastructure and Community Services

Goal#: ICS- 1

Provision of adequate facilities and services that maintain service levels with adequate funding.

Funding Source

Fund Type	Fund Amount
Street Maintenance	\$300,000
Measure O Sales Tax	\$300,000
General Fund	\$300,000

Fiscal Years:

FY2020-21 FY2021-22 FY2022-23

TOTAL **\$900,000**



Responsible Staff Member:

Tatiana Arnaout

Title: Senior Civil Engineer

Phone: (805) 385-8341

Email: Tatiana.Arnaout@oxnard.org

Funding Priority Level



Asset Preservation

College Park Neighborhood Street Resurfacing

Transportation & Drainage



College Park Neighborhood Council District(s): 5

Project Description:

Resurface existing asphalt concrete pavement.

Purpose and Need:

The College Park neighborhood is identified in the Pavement Management System as needing resurfacing.



General Plan Consistency:

Category: Infrastructure and Community Services

Goal#: ICS- 1

Provision of adequate facilities and services that maintain service levels with adequate funding.

Funding Source

Fund Type	Fund Amount
RMRA Gas Tax (2032 H (2))	\$132,335

Fiscal Years:

FY2019-20

TOTAL	\$132,335
--------------	------------------



Responsible Staff Member:

Hoon Hahn

Title: City Engineer

Phone: (805) 385-7832

Email: Hoon.Hahn@oxnard.org

Funding Priority Level



Asset Preservation

Colonia Road Street Resurfacing

Transportation & Drainage



Colonia Road
Council District(s): 3

Project Description:

Resurface existing asphalt concrete pavement.

Purpose and Need:

Colonia Road is identified in the Pavement Management System as needing resurfacing.



General Plan Consistency:

Category: Infrastructure and Community Services

Goal#: ICS- 1

Provision of adequate facilities and services that maintain service levels with adequate funding.

Funding Source

Fund Type	Fund Amount
2014 Lease Revenue Bond	\$935,000

Fiscal Years:

FY2019-20

TOTAL* \$935,000

* Previously Appropriated: \$165,000



Responsible Staff Member:

Hoon Hahn

Title: City Engineer

Phone: (805) 385-7832

Email: Hoon.Hahn@oxnard.org

Funding Priority Level



Asset Preservation

Commercial Area Street Resurfacing

Transportation &
Drainage



Commercial Areas Citywide
Council District(s): Citywide

Project Description:

Resurface existing asphalt concrete pavement. This project is part of the Thin Maintenance Overlay Phase II.

Purpose and Need:

Commercial area City streets that are identified in the Pavement Management System as needing resurfacing will be part of this project.



General Plan Consistency:

Category: Infrastructure and Community Services

Goal#: ICS- 1

Provision of adequate facilities and services that maintain service levels with adequate funding.

Funding Source

Fund Type	Fund Amount
Street Maintenance	\$950,000

Fiscal Years:

FY2019-20

TOTAL* **\$950,000**

* Previously Appropriated: \$123,500



Responsible Staff Member:

Jim Nelson

Title: Project Manager

Phone: (805) 385-7828

Email: Jim.Nelson@oxnard.org

Funding Priority Level



Asset Preservation

Commercial Central Neighborhood Street Resurfacing

Transportation &
Drainage



Five Points Area
Council District(s): 4 & 6

Project Description:

Resurface existing asphalt concrete pavement.

Purpose and Need:

The Commercial Central neighborhood is identified in the Pavement Management System as needing resurfacing.



General Plan Consistency:

Category: Infrastructure and Community Services

Goal#: ICS- 1

Provision of adequate facilities and services that maintain service levels with adequate funding.

Funding Source

Fund Type	Fund Amount
RMRA Gas Tax (2032 H (2))	\$436,590

Fiscal Years:

FY2019-20

TOTAL **\$436,590**



Responsible Staff Member:

Jim Nelson

Title: Project Manager

Phone: (805) 385-7828

Email: Jim.Nelson@oxnard.org

Funding Priority Level



Asset Preservation

Commercial Northeast Neighborhood Street Resurfacing

Transportation &
Drainage



Commercial Area- Del Norte Avenue and Rose Avenue
Council District(s): 3

Project Description:

Resurface existing asphalt concrete pavement.

Purpose and Need:

The Commercial Northeast neighborhood is identified in the Pavement Management System as needing resurfacing.



General Plan Consistency:

Category: Infrastructure and Community Services

Goal#: ICS- 1

Provision of adequate facilities and services that maintain service levels with adequate funding.

Funding Source

Fund Type	Fund Amount
Street Maintenance	\$1,568,390

Fiscal Years:

FY2020-21

TOTAL **\$1,568,390**



Responsible Staff Member:

Jim Nelson

Title: Project Manager

Phone: (805) 385-7828

Email: Jim.Nelson@oxnard.org

Funding Priority Level



Asset Preservation

Cooper Road Resurfacing

Transportation &
Drainage



Cooper Road Council District(s): 3

Project Description:

Resurface existing asphalt concrete pavement and replace cast iron pipe with PVC pipe.

Purpose and Need:

Cooper Road is identified in the Pavement Management System as needing resurfacing. Replacement of aging cast iron pipe is being coordinated with road resurfacing.



General Plan Consistency:

Category: Infrastructure and Community Services

Goal#: ICS- 1

Provision of adequate facilities and services that maintain service levels with adequate funding.

Funding Source

Fund Type	Fund Amount
Water Operating Fund	\$714,000
RMRA Gas Tax (2032 H (2))	\$1,196,000

Fiscal Years:

FY2020-21

TOTAL* **\$1,910,000**

* Previously Appropriated: \$340,000



Responsible Staff Member:

Tatiana Arnaout

Title: Senior Civil Engineer

Phone: (805) 385-8341

Email: Tatiana.Arnaout@oxnard.org

Funding Priority Level



Asset Preservation

Cypress Road Railroad Pedestrian Crossing

Transportation &
Drainage



Cypress Road Northwest of Arcturus Avenue
Council District(s): 5

Project Description:

Install pedestrian crossing over the railroad tracks on Cypress Road.

Purpose and Need:

Improve pedestrian safety by installing pedestrian railroad crossing signage, signal or gate, install sidewalk, concrete and gutter and incidental street improvements, grading and paving.



General Plan Consistency:

Category: Infrastructure and Community Services

Goal#: ICS- 8

Safe bicycle and pedestrian circulation throughout the City.

Funding Source

Fund Type	Fund Amount
TBD	\$803,000

Fiscal Years:

FY2022-23 FY2023-24

TOTAL	\$803,000
--------------	------------------



Responsible Staff Member:

Debbie O'Leary

Title: Transportation Planner

Phone: (805) 200-5283

Email: Debbie.Oleary@oxnard.org

Funding Priority Level



New or Expanded Services

Diamond Bar Neighborhood Street Resurfacing

Transportation &
Drainage



Diamond Bar Neighborhood Council District(s): 5

Project Description:

Resurface existing asphalt concrete pavement.

Purpose and Need:

The Diamond Bar neighborhood is identified in the Pavement Management System as needing resurfacing.



General Plan Consistency:

Category: Infrastructure and Community Services

Goal#: ICS- 1

Provision of adequate facilities and services that maintain service levels with adequate funding.

Funding Source

Fund Type	Fund Amount
State Gas Tax	\$400,400

Fiscal Years:

FY2021-22

TOTAL **\$400,400**



Responsible Staff Member:

Tatiana Arnaout

Title: Senior Civil Engineer

Phone: (805) 385-8341

Email: Tatiana.Arnaout@oxnard.org

Funding Priority Level



Asset Preservation

Dodge Road Drainage Improvements

Transportation &
Drainage



Pacific Neighborhood
Council District(s): 5

Project Description:

Construct 500-linear feet of 18-inch diameter storm drainage pipe and headwall in Dodge Road.

Purpose and Need:

This project will improve drainage in this neighborhood.



General Plan Consistency:

Category: Infrastructure and Community Services

Goal#: ICS- 13

Adequately sized storm drain systems and discharge treatment, certified levees, and implementation of appropriate National Pollutant Discharge Elimination System (NPDES) permits and regulations.

Fiscal Years:

FY2020-21 FY2021-22

Funding Source

Fund Type	Fund Amount
Storm Water Management	\$1,100,000

TOTAL	\$1,100,000
--------------	--------------------



Responsible Staff Member:

Tatiana Arnaout

Title: Senior Civil Engineer

Phone: (805) 385-8341

Email: Tatiana.Arnaout@oxnard.org

Funding Priority Level



Asset Preservation

Doris Avenue Street Resurfacing

Transportation &
Drainage



Doris Avenue Council District(s): 1 & 2

Project Description:

Resurface existing asphalt concrete pavement on Doris Avenue between Patterson Road and A Street.

Purpose and Need:

Doris Avenue is identified in the Pavement Management System as needing resurfacing.



General Plan Consistency:

Category: Infrastructure and Community Services

Goal#: ICS- 1

Provision of adequate facilities and services that maintain service levels with adequate funding.

Funding Source

Fund Type	Fund Amount
Street Maintenance	\$700,000

Fiscal Years:

FY2020-21

TOTAL	\$700,000
--------------	------------------



Responsible Staff Member:

Tatiana Arnaout

Title: Senior Civil Engineer

Phone: (805) 385-8341

Email: Tatiana.Arnaout@oxnard.org

Funding Priority Level



Asset Preservation

East Gonzales Road Street Resurfacing

Transportation &
Drainage



East Gonzales Road Council District(s): 3

Project Description:

Resurface existing asphalt concrete pavement on East Gonzales Road between Oxnard Boulevard and Rice Avenue.

Purpose and Need:

East Gonzales Road is identified in the Pavement Management System as needing resurfacing.



General Plan Consistency:

Category: Infrastructure and Community Services

Goal#: ICS- 1

Provision of adequate facilities and services that maintain service levels with adequate funding.

Funding Source

Fund Type	Fund Amount
RMRA Gas Tax (2032 H (2))	\$1,090,000

Fiscal Years:

FY2021-22

TOTAL **\$1,090,000**



Responsible Staff Member:

Tatiana Arnaout

Title: Senior Civil Engineer

Phone: (805) 385-8341

Email: Tatiana.Arnaout@oxnard.org

Funding Priority Level



Asset Preservation

Edison Canal Bridge Rehabilitation

Transportation &
Drainage



Channel Islands Boulevard on Edison Canal Bridge

Council District(s): 1

Project Description:

Refurbish deck and underside, replace hinge seals and diaphragm bolsters at the restrainers, remove rust, replace lost riprap and clean and paint seismic restraining shells at the columns.

Purpose and Need:

Bridge was determined to be in need of these repairs after a routine inspection by Caltrans inspectors.



General Plan Consistency:

Category: Infrastructure and Community Services

Goal#: ICS- 1

Provision of adequate facilities and services that maintain service levels with adequate funding.

Funding Source

Fund Type	Fund Amount
Street Maintenance	\$394,375
Fed.Transport. Multiyear Grants	\$2,272,103

Fiscal Years:

FY2019-20 FY2021-22

TOTAL* \$2,666,478

* Previously Appropriated: \$115,225



Responsible Staff Member:

Debbie O'Leary

Title: Transportation Planner

Phone: (805) 200-5283

Email: Debbie.Oleary@oxnard.org

Funding Priority Level



Asset Preservation

Etting Road Bicycle & Pedestrian Facilities Installation

Transportation & Drainage

Etting Road from Pleasant Valley to Oxnard Boulevard
Council District(s): 5

Project Description:

Install new bike lane and sidewalk improvements along Etting Road.

Purpose and Need:

Improve bicyclist and pedestrian safety and convenience.

**General Plan Consistency:**

Category: Infrastructure and Community Services

Goal#: ICS- 8

Safe bicycle and pedestrian circulation throughout the City.

Funding Source

Fund Type	Fund Amount
Transportation Grant-State	\$991,000
Air Pollution Buydown Fee	\$248,000

Fiscal Years:

FY2019-20 FY2020-21

TOTAL **\$1,239,000**

**Responsible Staff Member:**

Debbie O'Leary

Title: Transportation Planner

Phone: (805) 200-5283

Email: Debbie.Oleary@oxnard.org

Funding Priority Level

Asset Preservation

Fifth Street Storm Drain Installation

Transportation &
Drainage



Hobson Park East Neighborhood Council District(s): 4

Project Description:

Install a storm drain for the 1,700-acre area bounded by Second Street, Wooley Road, G Street, and Oxnard Boulevard.

Purpose and Need:

This project will improve drainage in the area.



General Plan Consistency:

Category: Infrastructure and Community Services

Goal#: ICS- 13

Adequately sized storm drain systems and discharge treatment, certified levees, and implementation of appropriate National Pollutant Discharge Elimination System (NPDES) permits and regulations.

Fiscal Years:

FY2022-23 FY2023-24

Funding Source

Fund Type	Fund Amount
General Fund	\$1,000,000

TOTAL	\$1,000,000
--------------	--------------------



Responsible Staff Member:

Tatiana Arnaout

Title: Senior Civil Engineer

Phone: (805) 385-8341

Email: Tatiana.Arnaout@oxnard.org

Funding Priority Level



Asset Preservation

Five Points Neighborhood Street Resurfacing

Transportation &
Drainage



Five Points Neighborhood Council District(s): 4

Project Description:

Resurface existing asphalt concrete pavement.

Purpose and Need:

The Five Points neighborhood is identified in the Pavement Management System as needing resurfacing.



General Plan Consistency:

Category: Infrastructure and Community Services

Goal#: ICS- 1

Provision of adequate facilities and services that maintain service levels with adequate funding.

Funding Source

Fund Type	Fund Amount
Street Maintenance	\$123,921
RMRA Gas Tax (2032 H (2))	\$812,339

Fiscal Years:

FY2019-20

TOTAL **\$936,260**



Responsible Staff Member:

Tatiana Arnaout

Title: Senior Civil Engineer

Phone: (805) 385-8341

Email: Tatiana.Arnaout@oxnard.org

Funding Priority Level



Asset Preservation

Five Points Storm Drain

Transportation &
Drainage



Five-Points Area
Council District(s): 4

Project Description:

Construction of a subsurface storm drainage system for the area bounded by Fifth Street, Wooley Road, Oxnard Boulevard, and Commercial Avenue.

Purpose and Need:

This project will improve drainage in this area.



General Plan Consistency:

Category: Infrastructure and Community Services

Goal#: ICS- 13

Adequately sized storm drain systems and discharge treatment, certified levees, and implementation of appropriate National Pollutant Discharge Elimination System (NPDES) permits and regulations.

Fiscal Years:

FY2023-24

Funding Source

Fund Type	Fund Amount
General Fund	\$500,000

TOTAL	\$500,000
--------------	------------------



Responsible Staff Member:

Tatiana Arnaout

Title: Senior Civil Engineer

Phone: (805) 385-8341

Email: Tatiana.Arnaout@oxnard.org

Funding Priority Level



Asset Preservation

Flashing Pedestrian Beacon Installation

Transportation &
Drainage



Citywide
Council District(s): Citywide

Project Description:

Install rectangular rapid flashing beacons at various locations.

Purpose and Need:

Improve pedestrian safety by installing rectangular rapid flashing beacons at high priority locations for pedestrian crossings.

General Plan Consistency:

Category: Infrastructure and Community Services

Goal#: ICS- 1

Provision of adequate facilities and services that maintain service levels with adequate funding.



Funding Source

Fund Type	Fund Amount
TDA/LTF3-BI/PED FND-99234	\$2,798
Fed.Transport. Multiyear Grants	\$325,814
Air Pollution Buydown Fee	\$25,020

Fiscal Years:

FY2019-20

TOTAL* **\$353,632**

* Previously Appropriated: \$53,590



Responsible Staff Member:

Debbie O'Leary

Title: Transportation Planner

Phone: (805) 200-5283

Email: Debbie.Oleary@oxnard.org

Funding Priority Level



Health and Safety

Fremont North Neighborhood Street Resurfacing

Transportation &
Drainage




Fremont North Neighborhood Council District(s): 2

Project Description:

Resurfacing of existing asphalt concrete pavement including milling of existing asphalt concrete pavement, placement, and compaction of asphalt concrete. Work will also include cape and slurry seal and cast iron pipe.

Purpose and Need:

The Fremont North Neighborhood is identified in the Pavement Management System as needing resurfacing.



General Plan Consistency:

Category: Infrastructure and Community Services

Goal#: ICS- 1

Provision of adequate facilities and services that maintain service levels with adequate funding.

Funding Source

Fund Type	Fund Amount
Water Operating Fund	\$2,300,000
2014 Lease Revenue Bond	\$2,500,000

Fiscal Years:

FY2020-21

TOTAL* \$4,800,000

* Previously Appropriated: \$401,000



Responsible Staff Member:

Tatiana Arnaout

Title: Senior Civil Engineer

Phone: (805) 385-8341

Email: Tatiana.Arnaout@oxnard.org

Funding Priority Level



Asset Preservation

Fremont South Neighborhood Street Resurfacing

Transportation &
Drainage



Fremont South Neighborhood Council District(s): 2

Project Description:

Resurface existing asphalt concrete pavement.

Purpose and Need:

The Fremont South neighborhood is identified in the Pavement Management System as needing resurfacing.



General Plan Consistency:

Category: Infrastructure and Community Services

Goal#: ICS- 1

Provision of adequate facilities and services that maintain service levels with adequate funding.

Funding Source

Fund Type	Fund Amount
RMRA Gas Tax (2032 H (2))	\$633,650

Fiscal Years:

FY2020-21

TOTAL **\$633,650**



Responsible Staff Member:

Tatiana Arnaout

Title: Senior Civil Engineer

Phone: (805) 385-8341

Email: Tatiana.Arnaout@oxnard.org

Funding Priority Level



Asset Preservation

Golf Course & Victoria Estates Neighborhood Street Resurfacing

Transportation &
Drainage



Golf Course and Victoria Estates (City Area)


Council District(s): 1

Project Description:

Resurface existing asphalt concrete pavement.

Purpose and Need:

The Golf Course and Victoria Estates (City Area) neighborhood is identified in the Pavement Management System as needing resurfacing.



General Plan Consistency:

Category: Infrastructure and Community Services

Goal#: ICS- 1

Provision of adequate facilities and services that maintain service levels with adequate funding.

Funding Source

Fund Type	Fund Amount
RMRA Gas Tax (2032 H (2))	\$226,115

Fiscal Years:

FY2019-20

TOTAL **\$226,115**



Responsible Staff Member:

Tatiana Arnaout

Title: Senior Civil Engineer

Phone: (805) 385-8341

Email: Tatiana.Arnaout@oxnard.org

Funding Priority Level



Asset Preservation

Harbor Boulevard Edison Canal Bridge Widening

Transportation &
Drainage



Harbor Boulevard at Edison Canal Bridge Council District(s): 1

Project Description:

Widen Harbor Boulevard and the bridge over the Edison Canal from two lanes and two bike lanes in each direction to four lanes and two, barrier-protected bike lanes in each direction.

Purpose and Need:

Harbor Boulevard at the Edison Canal Bridge carries approximately 20,000 vehicles per day and numerous bicycles on the designated Pacific Coast Bike Route. The bridge is over capacity. Harbor Boulevard also serves as a tsunami evacuation route.



General Plan Consistency:

Category: Infrastructure and Community Services

Goal#: ICS- 8

Safe bicycle and pedestrian circulation throughout the City.

Funding Source

Fund Type	Fund Amount
TBD	\$2,300,000

Fiscal Years:

FY2021-22 FY2022-23 FY2023-24

TOTAL \$2,300,000



Responsible Staff Member:

Hoon Hahn

Title: City Engineer

Phone: (805) 385-7832

Email: Hoon.Hahn@oxnard.org

Funding Priority Level



Asset Preservation

Hemlock Street Pedestrian Safety Improvements

Transportation &
Drainage




Hemlock Street Council District(s): 1 & 4

Project Description:

Construction of curb extensions and pedestrian crossing signage and beacons to enhance pedestrian safety at five crossings on Hemlock Street.

Purpose and Need:

The improvement will increase the awareness of the motorists by providing better visibility of the children at the crosswalks. The crossings are utilized by pedestrians to reach three Oxnard School District elementary schools.



General Plan Consistency:

Category: Infrastructure and Community Services

Goal#: ICS- 8

Safe bicycle and pedestrian circulation throughout the City.

Funding Source

Fund Type	Fund Amount
TBD	\$1,700,000

Fiscal Years:

FY2021-22 FY2022-23

TOTAL \$1,700,000



Responsible Staff Member:

Debbie O'Leary

Title: Transportation Planner

Phone: (805) 200-5283

Email: Debbie.Oleary@oxnard.org

Funding Priority Level



Health and Safety

Hemlock Street Resurfacing

Transportation &
Drainage



Hemlock Street Council District(s): 1 & 4

Project Description:

Resurface existing asphalt concrete pavement on Hemlock Street between Victoria Avenue and Ventura Road.

Purpose and Need:

Hemlock Street is identified in the Pavement Management System as needing resurfacing.



General Plan Consistency:

Category: Infrastructure and Community Services

Goal#: ICS- 1

Provision of adequate facilities and services that maintain service levels with adequate funding.

Funding Source

Fund Type	Fund Amount
Measure O Sales Tax	\$360,000

Fiscal Years:

FY2022-23

TOTAL	\$360,000
--------------	------------------



Responsible Staff Member:

Tatiana Arnaout

Title: Senior Civil Engineer

Phone: (805) 385-8341

Email: Tatiana.Arnaout@oxnard.org

Funding Priority Level



Asset Preservation

Hobson Park East Neighborhood Street Resurfacing

Transportation &
Drainage



Hobson Park East Neighborhood Council District(s): 4

Project Description:

Resurface existing asphalt concrete pavement.

Purpose and Need:

The Hobson Park East neighborhood is identified in the Pavement Management System as needing resurfacing.



General Plan Consistency:

Category: Infrastructure and Community Services

Goal#: ICS- 1

Provision of adequate facilities and services that maintain service levels with adequate funding.

Funding Source

Fund Type	Fund Amount
RMRA Gas Tax (2032 H (2))	\$1,169,000

Fiscal Years:

FY2019-20

TOTAL **\$1,169,000**



Responsible Staff Member:

Tatiana Arnaout

Title: Senior Civil Engineer

Phone: (805) 385-8341

Email: Tatiana.Arnaout@oxnard.org

Funding Priority Level



Asset Preservation

Hollywood By The Sea Neighborhood Street Resurfacing

Transportation &
Drainage



Hollywood by the Sea Neighborhood Council District(s): 1

Project Description:

Resurface existing asphalt concrete pavement.

Purpose and Need:

The Hollywood by the Sea neighborhood is identified in the Pavement Management System as needing resurfacing.



General Plan Consistency:

Category: Infrastructure and Community Services

Goal#: ICS- 1

Provision of adequate facilities and services that maintain service levels with adequate funding.

Funding Source

Fund Type	Fund Amount
RMRA Gas Tax (2032 H (2))	\$680,680

Fiscal Years:

FY2020-21

TOTAL \$680,680



Responsible Staff Member:

Tatiana Arnaout

Title: Senior Civil Engineer

Phone: (805) 385-8341

Email: Tatiana.Arnaout@oxnard.org

Funding Priority Level



Asset Preservation

J Street Resurfacing

Transportation & Drainage

J Street

Council District(s): 4 & 6**Project Description:**

Resurface existing asphalt concrete pavement on J Street between Ninth Street and Hueneme Road.

Purpose and Need:

J Street is identified in the Pavement Management System as needing resurfacing.

**General Plan Consistency:**

Category: Infrastructure and Community Services

Goal#: ICS- 1

Provision of adequate facilities and services that maintain service levels with adequate funding.

Funding Source

Fund Type	Fund Amount
Measure O Sales Tax	\$868,000

Fiscal Years:

FY2022-23

TOTAL**\$868,000****Responsible Staff Member:**

Hoon Hahn

Title: City Engineer

Phone: (805) 385-7832

Email: Hoon.Hahn@oxnard.org

Funding Priority Level**Asset Preservation**

Kamala Park Neighborhood Street Resurfacing

Transportation & Drainage



Hill Street & Kamala Park
Council District(s): 4

Project Description:

Resurface existing asphalt concrete pavement.

Purpose and Need:

Kamala Park neighborhood is identified in the Pavement Management System as needing resurfacing.



General Plan Consistency:

Category: Infrastructure and Community Services

Goal#: ICS- 1

Provision of adequate facilities and services that maintain service levels with adequate funding.

Funding Source

Fund Type	Fund Amount
Street Maintenance	\$1,835,807

Fiscal Years:

FY2021-22

TOTAL **\$1,835,807**



Responsible Staff Member:

Tatiana Arnaout

Title: Senior Civil Engineer

Phone: (805) 385-8341

Email: Tatiana.Arnaout@oxnard.org

Funding Priority Level



Asset Preservation

La Colonia Green Alleys

Transportation &
Drainage




La Colonia Neighborhood Council District(s): 3

Project Description:

Install Class III bike boulevards and green infrastructure within two alleys connecting La Colonia neighborhood with Cesar Chavez School, Ramona Elementary School, Colonia Park, and downtown Oxnard.

Purpose and Need:

The project will reduce GHG emissions and enhance public space, establish green alleyways and develop non-motorized urban bike boulevards that provide safe routes for travel. The needs are outlined in the Oxnard Green Alleys Plan, which includes disadvantaged community status and high pedestrian/bicyclist demand.



General Plan Consistency:

Category: Sustainable Community

Goal#: SC-1

Supporting and Participating in Global Warming and Climate Change Adaptation analysis and programs.

Funding Source

Fund Type	Fund Amount
Street Maintenance	\$50,000
State/Local-Multiyear Grants	\$977,674
Air Pollution Buydown Fee	\$50,000

Fiscal Years:

FY2019-20

TOTAL* \$1,077,674

* Previously Appropriated: \$222,326



Responsible Staff Member:

Eric Humel

Title: Interim Project Manager

Phone: (805) 271-2231

Email: Eric.Humel@oxnard.org

Funding Priority Level



New or Expanded Services

La Colonia Thin Maintenance Overlay - Phase II

Transportation & Drainage



La Colonia Neighborhood Council District(s): 3

Project Description:

Resurface street with a thin maintenance overlay and replacement cast iron pipe with PVC pipe.

Purpose and Need:

The La Colonia neighborhood is identified in the Pavement Management System as needing resurfacing. Replacement of aging cast iron pipe is being coordinated with road resurfacing.



General Plan Consistency:

Category: Infrastructure and Community Services

Goal#: ICS- 1

Provision of adequate facilities and services that maintain service levels with adequate funding.

Funding Source

Fund Type	Fund Amount
Water Operating Fund	\$2,946,000
Street Maintenance	\$994,000

Fiscal Years:

FY2020-21

TOTAL* **\$3,940,000**

* Previously Appropriated: \$510,000



Responsible Staff Member:

Jim Nelson

Title: Project Manager

Phone: (805) 385-7828

Email: Jim.Nelson@oxnard.org

Funding Priority Level



Asset Preservation

Lemonwood Eastmont Neighborhood Street Resurfacing

Transportation &
Drainage



Lemonwood Eastmont Neighborhood Council District(s): 5

Project Description:

Resurface existing asphalt concrete pavement.

Purpose and Need:

The Lemonwood Eastmont neighborhood is identified in the Pavement Management System as needing resurfacing.



General Plan Consistency:

Category: Infrastructure and Community Services

Goal#: ICS- 1

Provision of adequate facilities and services that maintain service levels with adequate funding.

Funding Source

Fund Type	Fund Amount
RMRA Gas Tax (2032 H (2))	\$1,340,570

Fiscal Years:

FY2021-22

TOTAL **\$1,340,570**



Responsible Staff Member:

Tatiana Arnaout

Title: Senior Civil Engineer

Phone: (805) 385-8341

Email: Tatiana.Arnaout@oxnard.org

Funding Priority Level



Asset Preservation

Mandalay Bay Bridge Rehabilitation

Transportation & Drainage


Channel Islands Boulevard on Mandalay Bay Bridge

Council District(s): 1**Project Description:**

Refurbish deck, replace hinge seals and diaphragm bolsters at the restrainers, remove rust, replace lost riprap and clean and paint seismic restraining steel shells on columns.

Purpose and Need:

Bridge was determined to be in need of these repairs after routine inspection by Caltrans inspectors.

**General Plan Consistency:**

Category: Infrastructure and Community Services

Goal#: ICS- 1

Provision of adequate facilities and services that maintain service levels with adequate funding.

Funding Source

Fund Type	Fund Amount
Street Maintenance	\$117,800
Fed.Transport. Multiyear Grants	\$373,162

Fiscal Years:

FY2019-20 FY2021-22

TOTAL* **\$490,962**

* Previously Appropriated: \$104,775

**Responsible Staff Member:**

Debbie O'Leary

Title: Transportation Planner

Phone: (805) 200-5283

Email: Debbie.Oleary@oxnard.org

Funding Priority Level**Asset Preservation**

Marina West Neighborhood Street Resurfacing

Transportation &
Drainage



Marina West Neighborhood Council District(s): 4

Project Description:

Resurface existing asphalt concrete pavement.

Purpose and Need:

The Marina West neighborhood is identified in the Pavement Management System as needing resurfacing.



General Plan Consistency:

Category: Infrastructure and Community Services

Goal#: ICS- 1

Provision of adequate facilities and services that maintain service levels with adequate funding.

Funding Source

Fund Type	Fund Amount
RMRA Gas Tax (2032 H (2))	\$1,567,720

Fiscal Years:

FY2022-23

TOTAL	\$1,567,720
--------------	--------------------



Responsible Staff Member:

Hoon Hahn

Title: City Engineer

Phone: (805) 385-7832

Email: Hoon.Hahn@oxnard.org

Funding Priority Level



Asset Preservation

North Oxnard Boulevard Resurfacing

Transportation & Drainage

North Oxnard Boulevard Council District(s): 2, 3, & 4

Project Description:

Resurface existing asphalt concrete pavement on North Oxnard Boulevard between Highway 101 and Fifth Street.

Purpose and Need:

This section of North Oxnard Boulevard is identified in the Pavement Management System as needing resurfacing.



General Plan Consistency:

Category: Infrastructure and Community Services

Goal#: ICS- 1

Provision of adequate facilities and services that maintain service levels with adequate funding.

Funding Source

Fund Type	Fund Amount
Street Maintenance	\$1,161,000

Fiscal Years:

FY2021-22

TOTAL	\$1,161,000
--------------	--------------------



Responsible Staff Member:

Hoon Hahn

Title: City Engineer

Phone: (805) 385-7832

Email: Hoon.Hahn@oxnard.org

Funding Priority Level



Asset Preservation

Ormond Beach Neighborhood Street Resurfacing

Transportation & Drainage

Ormond Beach Neighborhood Council District(s): 5 & 6

Project Description:

Resurface existing asphalt concrete pavement.

Purpose and Need:

The Ormond Beach neighborhood is identified in the Pavement Management System as needing resurfacing.

**General Plan Consistency:**

Category: Infrastructure and Community Services

Goal#: ICS- 1

Provision of adequate facilities and services that maintain service levels with adequate funding.

Funding Source

Fund Type	Fund Amount
Street Maintenance	\$573,650

Fiscal Years:

FY2022-23

TOTAL	\$573,650
--------------	------------------

**Responsible Staff Member:**

Hoon Hahn

Title: City Engineer

Phone: (805) 385-7832

Email: Hoon.Hahn@oxnard.org

Funding Priority Level

Asset Preservation

Oxnard Boulevard & Saviers Road Signal Improvements

Transportation &
Drainage



Multiple Intersections along Oxnard Boulevard and Saviers Road
Council District(s): Citywide

Project Description:

Construct traffic signal improvements at five intersections along Oxnard Boulevard and Saviers Road including new signal poles, mast arms, signal heads, protected left-turn phasing, LED lighting, and detection loops.

Purpose and Need:

Upgrade existing traffic signal standards and improve sidewalk facilities to improve traffic flow and safety.



General Plan Consistency:

Category: Infrastructure and Community Services

Goal#: ICS- 1

Provision of adequate facilities and services that maintain service levels with adequate funding.

Funding Source

Fund Type	Fund Amount
Fed.Transport. Multiyear Grants	\$791,570
Circulation Sys.Impr.Fees	\$7,130

Fiscal Years:

FY2020-21

TOTAL* **\$798,700**

* Previously Appropriated: \$86,900



Responsible Staff Member:

Debbie O'Leary

Title: Transportation Planner

Phone: (805) 200-5283

Email: Debbie.Oleary@oxnard.org

Funding Priority Level



New or Expanded Services

Oxnard Boulevard Bicycle Facilities Installation

Transportation &
Drainage



Oxnard Boulevard from SR 101 to Gonzalez Boulevard

Council District(s): 2

Project Description:

Install bicycle facilities on Oxnard Boulevard from SR 101 to Gonzales Road. Project will also modify existing sidewalks, improve medians, and install a new traffic signal.

Purpose and Need:

Provide bicycle facilities identified in the City's Bicycle and Pedestrian Facilities Master Plan and improve convenience and safety for bicyclists and pedestrians.



General Plan Consistency:

Category: Infrastructure and Community Services

Goal#: ICS- 8

Safe bicycle and pedestrian circulation throughout the City.

Funding Source

Fund Type	Fund Amount
Fed.Transport. Multiyear Grants	\$1,380,303
Circulation Sys.Impr.Fees	\$210,474

Fiscal Years:

FY2019-20 FY2020-21

TOTAL* **\$1,590,777**

* Previously Appropriated: \$70,403



Responsible Staff Member:

Debbie O'Leary

Title: Transportation Planner

Phone: (805) 200-5283

Email: Debbie.Oleary@oxnard.org

Funding Priority Level



Health and Safety

Patterson Road Resurfacing

Transportation &
Drainage



Patterson Road between Hemlock Street and Gonzales Road

Council District(s): 1 & 4

Project Description:

Resurface existing asphalt concrete pavement on Patterson Road between Hemlock Street and Gonzales Road.

Purpose and Need:

This section of Patterson Road is identified in the Pavement Management System as needing resurfacing.



General Plan Consistency:

Category: Infrastructure and Community Services

Goal#: ICS- 1

Provision of adequate facilities and services that maintain service levels with adequate funding.

Funding Source

Fund Type	Fund Amount
Street Maintenance	\$605,000

Fiscal Years:

FY2020-21

TOTAL **\$605,000**



Responsible Staff Member:

Tatiana Arnaout

Title: Senior Civil Engineer

Phone: (805) 385-8341

Email: Tatiana.Arnaout@oxnard.org

Funding Priority Level



Asset Preservation

Pleasant Valley Road Street Resurfacing

Transportation &
Drainage



Pleasant Valley Road
Council District(s): 5 & 6

Project Description:

Resurface existing asphalt concrete pavement on Pleasant Valley Road between J Street and Terrace Ave bridge.

Purpose and Need:

This section of Pleasant Valley Road is identified in the Pavement Management System as needing resurfacing.



General Plan Consistency:

Category: Infrastructure and Community Services

Goal#: ICS- 1

Provision of adequate facilities and services that maintain service levels with adequate funding.

Funding Source

Fund Type	Fund Amount
Measure O Sales Tax	\$955,000

Fiscal Years:

FY2022-23

TOTAL **\$955,000**



Responsible Staff Member:

Tatiana Arnaout

Title: Senior Civil Engineer

Phone: (805) 385-8341

Email: Tatiana.Arnaout@oxnard.org

Funding Priority Level



Asset Preservation

Pleasant Valley Village Neighborhood Street Resurfacing

Transportation &
Drainage



Pleasant Valley Village Neighborhood Council District(s): 6

Project Description:

Resurface existing asphalt concrete pavement.

Purpose and Need:

The Pleasant Valley Village neighborhood is identified in the Pavement Management System as needing resurfacing.



General Plan Consistency:

Category: Infrastructure and Community Services

Goal#: ICS- 1

Provision of adequate facilities and services that maintain service levels with adequate funding.

Funding Source

Fund Type	Fund Amount
RMRA Gas Tax (2032 H (2))	\$556,710

Fiscal Years:

FY2020-21

TOTAL **\$556,710**



Responsible Staff Member:

Tatiana Arnaout

Title: Senior Civil Engineer

Phone: (805) 385-8341

Email: Tatiana.Arnaout@oxnard.org

Funding Priority Level



Asset Preservation

Residential Street Resurfacing

Transportation &
Drainage



Residential Streets Citywide
Council District(s): Citywide

Project Description:

Resurface street with a thin maintenance overlay.
Replace cast iron pipe with PVC pipe.

Purpose and Need:

Project will improve roadway surfaces on several residential streets citywide as identified in the Pavement Management System. Replacement of aging cast iron pipe is being coordinated with road resurfacing.



General Plan Consistency:

Category: Infrastructure and Community Services

Goal#: ICS- 1

Provision of adequate facilities and services that maintain service levels with adequate funding.

Funding Source

Fund Type	Fund Amount
Water Operating Fund	\$2,450,400
Street Maintenance	\$1,375,600

Fiscal Years:

FY2020-21

TOTAL* **\$3,826,000**

* Previously Appropriated: \$374,000



Responsible Staff Member:

Jim Nelson

Title: Project Manager

Phone: (805) 385-7828

Email: Jim.Nelson@oxnard.org

Funding Priority Level



Asset Preservation

Resurfacing Main Police Station Parking Lot

Transportation &
Drainage



251 South C Street
Council District(s): Citywide

Project Description:

Resurface the parking lot of the main police station.

Purpose and Need:

The parking lot is in need of resurfacing. There are large cracks and portions of the asphalt are lifting off of the previous paving.



General Plan Consistency:

Category: Infrastructure and Community Services

Goal#: ICS- 1

Provision of adequate facilities and services that maintain service levels with adequate funding.

Funding Source

Fund Type	Fund Amount
Measure O Sales Tax	\$425,000

Fiscal Years:

FY2021-22

TOTAL \$425,000



Responsible Staff Member:

Jim Nelson

Title: Project Manager

Phone: (805) 385-7828

Email: Jim.Nelson@oxnard.org

Funding Priority Level



Asset Preservation

Rice Avenue & Fifth Street Railroad Grade Separation

Transportation &
Drainage



Rice Avenue & Fifth Street
Council District(s): 3

Project Description:

Construct a six-lane bridge on Rice Avenue over Fifth Street/State Route 34 and the Union Pacific Railroad Tracks.

Purpose and Need:

Improve safety by eliminating at-grade railroad crossing.



General Plan Consistency:

Category: Infrastructure and Community Services

Goal#: ICS- 4

A functional and balanced goods movement system that provides timely and efficient transport of goods generated by the Port of Hueneme and agricultural, industrial, and commercial areas.

Fiscal Years:

FY2021-22

Funding Source

Fund Type	Fund Amount
TCEP	\$56,200,000
Fed.Transport. Multiyear Grants	\$5,000,000

TOTAL* \$61,200,000

* Previously Appropriated: \$18,581,021



Responsible Staff Member:

Debbie O'Leary

Title: Transportation Planner

Phone: (805) 200-5283

Email: Debbie.Oleary@oxnard.org

Funding Priority Level



Health and Safety

Rice Avenue Street Resurfacing

Transportation &
Drainage



Rice Avenue - Sturgis Road to Hwy 101

Council District(s): 3

Project Description:

Resurface existing asphalt concrete pavement.

Purpose and Need:

Rice Avenue is identified in the Pavement Management System as needing resurfacing.



General Plan Consistency:

Category: Infrastructure and Community Services

Goal#: ICS- 1

Provision of adequate facilities and services that maintain service levels with adequate funding.

Funding Source

Fund Type	Fund Amount
RMRA Gas Tax (2032 H (2))	\$2,175,000
Measure O Sales Tax	\$2,175,000

Fiscal Years:

FY2023-24

TOTAL* \$4,350,000

* Previously Appropriated: \$650,000



Responsible Staff Member:

Tatiana Arnaout

Title: Senior Civil Engineer

Phone: (805) 385-8341

Email: Tatiana.Arnaout@oxnard.org

Funding Priority Level



Asset Preservation

River Ridge Drainage Swale Construction

Transportation &
Drainage



2401 West Vineyard Avenue

Council District(s): 1

Project Description:

Construct 900-linear feet of concrete drainage swale to prevent standing water from pooling near the landfill.

Purpose and Need:

The Regional Water Quality Control Board has notified the City that water must be drained away from the landfill. The concrete-lined drainage swale with a straight grade will reliably drain water to the nearest storm water catch basin.



General Plan Consistency:

Category: Infrastructure and Community Services

Goal#: ICS- 1

Provision of adequate facilities and services that maintain service levels with adequate funding.

Funding Source

Fund Type	Fund Amount
Golf Course Operating	\$100,000

Fiscal Years:

FY2019-20

TOTAL **\$100,000**



Responsible Staff Member:

Jim Nelson

Title: Project Manager

Phone: (805) 385-7828

Email: Jim.Nelson@oxnard.org

Funding Priority Level



Asset Preservation

Rose Avenue Sidewalk Installation

Transportation &
Drainage



Rose Avenue from Auto Center to Collins
Council District(s): 2

Project Description:

Install new sidewalk on Rose Avenue from Auto Center Drive to Collins Street.

Purpose and Need:

Improve pedestrian safety and convenience by installing a new sidewalk.



General Plan Consistency:

Category: Infrastructure and Community Services

Goal#: ICS- 8

Safe bicycle and pedestrian circulation throughout the City.

Funding Source

Fund Type	Fund Amount
Air Pollution Buydown Fee	\$75,000

Fiscal Years:

FY2019-20

TOTAL* \$75,000

* Previously Appropriated: \$555,031



Responsible Staff Member:

Debbie O'Leary

Title: Transportation Planner

Phone: (805) 200-5283

Email: Debbie.Oleary@oxnard.org

Funding Priority Level



Asset Preservation

Rose Avenue Street Resurfacing

Transportation &
Drainage




Rose Avenue Council District(s): 4 & 5

Project Description:

Resurface existing asphalt concrete pavement on Rose Avenue between Fifth Street and Pleasant Valley.

Purpose and Need:

This section of Rose Avenue is identified in the Pavement Management System as needing resurfacing.



General Plan Consistency:

Category: Infrastructure and Community Services

Goal#: ICS- 1

Provision of adequate facilities and services that maintain service levels with adequate funding.

Funding Source

Fund Type	Fund Amount
Street Maintenance	\$950,000

Fiscal Years:

FY2019-20

TOTAL	\$950,000
--------------	------------------



Responsible Staff Member:

Jim Nelson

Title: Project Manager

Phone: (805) 385-7828

Email: Jim.Nelson@oxnard.org

Funding Priority Level



Asset Preservation

Rose Park Neighborhood Street Resurfacing

Transportation &
Drainage



Rose Park Neighborhood Council District(s): 3

Project Description:

Resurface existing asphalt concrete pavement.

Purpose and Need:

The Rose Park neighborhood is identified in the Pavement Management System as needing resurfacing.



General Plan Consistency:

Category: Infrastructure and Community Services

Goal#: ICS- 1

Provision of adequate facilities and services that maintain service levels with adequate funding.

Funding Source

Fund Type	Fund Amount
Street Maintenance	\$667,590

Fiscal Years:

FY2021-22

TOTAL	\$667,590
--------------	------------------



Responsible Staff Member:

Tatiana Arnaout

Title: Senior Civil Engineer

Phone: (805) 385-8341

Email: Tatiana.Arnaout@oxnard.org

Funding Priority Level



Asset Preservation

Route 23 Bus Stop Installation

Transportation &
Drainage



Ventura Boulevard
Council District(s): Citywide

Project Description:

Provide new bus stops at multiple locations on Route 23 along Ventura Boulevard. Bus stop improvements include bus pads, signs, and benches.

Purpose and Need:

Gold Coast Transit District is acquiring additional buses that will be placed along Route 23 on Ventura Boulevard, which does not currently have bus stops.



General Plan Consistency:

Category: Infrastructure and Community Services

Goal#: ICS- 8

Safe bicycle and pedestrian circulation throughout the City.

Funding Source

Fund Type	Fund Amount
Fed.Transport. Multiyear Grants	\$520,221
Air Pollution Buydown Fee	\$67,400

Fiscal Years:

FY2019-20 FY2020-21

TOTAL **\$587,621**



Responsible Staff Member:

Tatiana Arnaout

Title: Senior Civil Engineer

Phone: (805) 385-8341

Email: Tatiana.Arnaout@oxnard.org

Funding Priority Level



Asset Preservation

San Geronio & First Street Realignment

Transportation &
Drainage



San Geronio Road - First Street at Rose Avenue

Council District(s): 3

Project Description:

Construction of an extension of San Geronio Avenue and a new connection at Rose Avenue at a four-leg intersection. Modification to the existing traffic signal at the intersection. Restriction of First Street as a right-in/right-out intersection and removal of the traffic signal.

Purpose and Need:

New development on First Street west of Rose Avenue will add trips to the intersections of First Street and Santa Lucia Avenue at Rose Avenue, which are spaced less than 150-feet apart. There is insufficient left-turn storage to meet demand.



General Plan Consistency:

Category: Infrastructure and Community Services

Goal#: ICS- 2

A transportation system that supports existing, approved, and planned land uses throughout the City while maintaining a level of service "C" at designated intersections unless excepted.

Fiscal Years:

FY2022-23 FY2023-24

Funding Source

Fund Type	Fund Amount
Circulation Sys.Impr.Fees	\$1,650,000

TOTAL \$1,650,000



Responsible Staff Member:

Hoon Hahn

Title: City Engineer

Phone: (805) 385-7832

Email: Hoon.Hahn@oxnard.org

Funding Priority Level



New or Expanded Services

Saviers Road Street Resurfacing

Transportation & Drainage

Saviers Road Council District(s): 4, 5, & 6

Project Description:

Resurface existing asphalt concrete pavement on Saviers Road between Wooley Road and Hueneme Road.

Purpose and Need:

This section of Saviers Road is identified in the Pavement Management System as needing resurfacing.

**General Plan Consistency:**

Category: Infrastructure and Community Services

Goal#: ICS- 1

Provision of adequate facilities and services that maintain service levels with adequate funding.

Funding Source

Fund Type	Fund Amount
2006 TAB HERO	\$1,100,000

Fiscal Years:

FY2019-20

TOTAL	\$1,100,000
--------------	--------------------

**Responsible Staff Member:**

Tatiana Arnaout

Title: Senior Civil Engineer

Phone: (805) 385-8341

Email: Tatiana.Arnaout@oxnard.org

Funding Priority Level

Asset Preservation

Sea Air Neighborhood Street Resurfacing

Transportation & Drainage



Sea Air Neighborhood
Council District(s): 1

Project Description:

Resurface existing asphalt concrete pavement.

Purpose and Need:

The Sea Air neighborhood is identified in the Pavement Management System as needing resurfacing.



General Plan Consistency:

Category: Infrastructure and Community Services

Goal#: ICS- 1

Provision of adequate facilities and services that maintain service levels with adequate funding.

Funding Source

Fund Type	Fund Amount
RMRA Gas Tax (2032 H (2))	\$849,710

Fiscal Years:

FY2022-23

TOTAL

\$849,710



Responsible Staff Member:

Hoon Hahn

Title: City Engineer

Phone: (805) 385-7832

Email: Hoon.Hahn@oxnard.org

Funding Priority Level



Asset Preservation

Sea View Estates Neighborhood Street Resurfacing

Transportation &
Drainage



Sea View Estates Neighborhood Council District(s): 1

Project Description:

Resurface existing asphalt concrete pavement.

Purpose and Need:

The Sea View Estates neighborhood is identified in the Pavement Management System as needing resurfacing.



General Plan Consistency:

Category: Infrastructure and Community Services

Goal#: ICS- 1

Provision of adequate facilities and services that maintain service levels with adequate funding.

Funding Source

Fund Type	Fund Amount
State Gas Tax	\$867,680

Fiscal Years:

FY2021-22

TOTAL **\$867,680**



Responsible Staff Member:

Tatiana Arnaout

Title: Senior Civil Engineer

Phone: (805) 385-8341

Email: Tatiana.Arnaout@oxnard.org

Funding Priority Level



Asset Preservation

South Oxnard Boulevard Street Resurfacing

Transportation & Drainage



South Oxnard Boulevard
Council District(s): 4

Project Description:

Resurface existing asphalt concrete pavement on South Oxnard Boulevard between Fifth Street and Pleasant Valley Road.

Purpose and Need:

This section of South Oxnard Boulevard is identified in the Pavement Management System as needing resurfacing.



General Plan Consistency:

Category: Infrastructure and Community Services

Goal#: ICS- 1

Provision of adequate facilities and services that maintain service levels with adequate funding.

Funding Source

Fund Type	Fund Amount
Street Maintenance	\$1,700,000

Fiscal Years:

FY2021-22

TOTAL \$1,700,000



Responsible Staff Member:

Tatiana Arnaout

Title: Senior Civil Engineer

Phone: (805) 385-8341

Email: Tatiana.Arnaout@oxnard.org

Funding Priority Level



Asset Preservation

Southwinds Neighborhood Street Resurfacing

Transportation &
Drainage



Southwinds Neighborhood Council District(s): 6

Project Description:

Resurface existing asphalt concrete pavement.

Purpose and Need:

The Southwinds neighborhood is identified in the Pavement Management System as needing resurfacing.



General Plan Consistency:

Category: Infrastructure and Community Services

Goal#: ICS- 1

Provision of adequate facilities and services that maintain service levels with adequate funding.

Funding Source

Fund Type	Fund Amount
State Gas Tax	\$684,530

Fiscal Years:

FY2022-23

TOTAL	\$684,530
--------------	------------------



Responsible Staff Member:

Hoon Hahn

Title: City Engineer

Phone: (805) 385-7832

Email: Hoon.Hahn@oxnard.org

Funding Priority Level



Asset Preservation

Storm Water Catch Basins Full Capture Devices Installation

Transportation &
Drainage



Citywide
Council District(s): Citywide

Project Description:

In the first year, install 130 full-capture trash devices in storm water catch basins to prevent trash in priority areas from entering waterways. In the following years, install at least 100 excluders annually.

Purpose and Need:

This is a requirement for compliance with the State trash amendment and the Municipal Separate Storm Sewer System (MS4) permit.



General Plan Consistency:

Category: Infrastructure and Community Services

Goal#: ICS- 13

Adequately sized storm drain systems and discharge treatment, certified levees, and implementation of appropriate National Pollutant Discharge Elimination System (NPDES) permits and regulations.

Fiscal Years:

FY2019-20 FY2020-21 FY2021-22 FY2022-23 FY2023-24

Funding Source

Fund Type	Fund Amount
General Fund	\$520,000

TOTAL \$520,000



Responsible Staff Member:

Frank Lujan

Title: Project Manager

Phone: (805) 200-5293

Email: Frank.Lujan@oxnard.org

Funding Priority Level



Asset Preservation

Terrace Avenue Bridge Rehabilitation

Transportation & Drainage

Terrace Avenue and Pleasant Valley Council District(s): 5

Project Description:

Seal cracks in underside of bridge deck at the intersection of the Oxnard Industrial Drain and Terrace Avenue.

Purpose and Need:

Reinforced concrete box and bridge deck sealant will prolong the life of the structure.

General Plan Consistency:

Category: Infrastructure and Community Services

Goal#: ICS- 1

Provision of adequate facilities and services that maintain service levels with adequate funding.



Funding Source

Fund Type	Fund Amount
TBD	\$620,000

Fiscal Years:

FY2021-22 FY2022-23

TOTAL	\$620,000
--------------	------------------



Responsible Staff Member:

Hoon Hahn

Title: City Engineer

Phone: (805) 385-7832

Email: Hoon.Hahn@oxnard.org

Funding Priority Level



Asset Preservation

Terrace Estates Neighborhood Street Resurfacing

Transportation & Drainage



Terrace Estates Neighborhood Council District(s): 5

Project Description:

Resurface existing asphalt concrete pavement.

Purpose and Need:

The Terrace Estates neighborhood is identified in the Pavement Management System as needing resurfacing.



General Plan Consistency:

Category: Infrastructure and Community Services

Goal#: ICS- 1

Provision of adequate facilities and services that maintain service levels with adequate funding.

Funding Source

Fund Type	Fund Amount
State Gas Tax	\$629,860

Fiscal Years:

FY2022-23

TOTAL \$629,860



Responsible Staff Member:

Hoon Hahn

Title: City Engineer

Phone: (805) 385-7832

Email: Hoon.Hahn@oxnard.org

Funding Priority Level



Asset Preservation

Traffic Signal Modernization

Transportation &
Drainage



Citywide
Council District(s): Citywide

Project Description:

System-wide modification of the City's traffic signals to replacing aging infrastructure to maintain system reliability and compatibility with future traffic signal technologies. Project phasing will be priority-based each year.

Purpose and Need:

Multi-year project to upgrade the City's 164 traffic signals, some of which are older than 30 years, to preserve system reliability, maintain connectivity with the City's traffic management center, and improve compatibility with Smart Cities/Connected-Autonomous Vehicle architecture.



General Plan Consistency:

Category: Infrastructure and Community Services

Goal#: ICS- 1

Provision of adequate facilities and services that maintain service levels with adequate funding.

Funding Source

Fund Type	Fund Amount
Measure O Sales Tax	\$5,000,000
Circulation Sys.Impr.Fees	\$2,800,000

Fiscal Years:

FY2019-20 FY2020-21 FY2021-22 FY2022-23 FY2023-24

TOTAL **\$7,800,000**



Responsible Staff Member:
Ryan Kim

Title: City Traffic Engineer

Phone: (805) 200-5258

Email: Ryan.Kim@oxnard.org

Funding Priority Level



Asset Preservation

Traffic Signal Modifications

Transportation &
Drainage



Citywide
Council District(s): Citywide

Project Description:

Construct traffic signal improvements at multiple intersections.

Purpose and Need:

Upgrade existing traffic signal standards and improve sidewalk facilities.



General Plan Consistency:

Category: Infrastructure and Community Services

Goal#: ICS- 1

Provision of adequate facilities and services that maintain service levels with adequate funding.

Funding Source

Fund Type	Fund Amount
Fed.Transport. Multiyear Grants	\$1,347,950

Fiscal Years:

FY2020-21

TOTAL* \$1,347,950

* Previously Appropriated: \$113,850



Responsible Staff Member:

Debbie O'Leary

Title: Transportation Planner

Phone: (805) 200-5283

Email: Debbie.Oleary@oxnard.org

Funding Priority Level



Health and Safety

Tšumaš Creek Drainage and Linear Park Construction

Transportation &
Drainage



Southwinds Neighborhood
Council District(s): 6

Project Description:

Construct linear park and bike path atop reinforced concrete drainage structure. The channel carries Tšumaš Creek down J Street.

Purpose and Need:

The City is working cooperatively with the Ventura County Watershed Protection District to identify funding for this project, which would create a park corridor connecting the South Oxnard neighborhood to the beach. The County is responsible for the drainage portion of the project.

General Plan Consistency:

Category: Infrastructure and Community Services

Goal#: ICS- 23

A full range of recreational facilities and services accessible to all Oxnard residents, workers, and visitors.



Funding Source

Fund Type	Fund Amount
Park Fees-Quimby Reserve	\$3,000,000
Circulation Sys.Impr.Fees	\$600,000

TOTAL **\$3,600,000**

Fiscal Years:

FY2021-22

Responsible Staff Member:

Tatiana Arnaout

Title: Senior Civil Engineer

Phone: (805) 385-8341

Email: Tatiana.Arnaout@oxnard.org

Funding Priority Level



Asset Preservation



Ventura Boulevard Sidewalk - Rose Avenue to Balboa Street

Transportation &
Drainage



Ventura Boulevard between Rose Avenue to Balboa Street

Council District(s): 2

Project Description:

Install new sidewalk on Ventura Boulevard between Rose Avenue and Balboa Street.

Purpose and Need:

Improve pedestrian safety and convenience by installing a new sidewalk.



General Plan Consistency:

Category: Infrastructure and Community Services

Goal#: ICS- 8

Safe bicycle and pedestrian circulation throughout the City.

Funding Source

Fund Type	Fund Amount
Air Pollution Buydown Fee	\$100,000

Fiscal Years:

FY2019-20

TOTAL* \$100,000

* Previously Appropriated: \$1,150,791



Responsible Staff Member:

Debbie O'Leary

Title: Transportation Planner

Phone: (805) 200-5283

Email: Debbie.Oleary@oxnard.org

Funding Priority Level



Asset Preservation

Ventura Road Street Resurfacing

Transportation &
Drainage



Ventura Road Council District(s): 1, 2, & 4

Project Description:

Resurface existing asphalt concrete pavement on Ventura Road between Channel Islands Boulevard and Forest Park Boulevard.

Purpose and Need:

This portion of Ventura Road is identified in the Pavement Management System as needing resurfacing.



General Plan Consistency:

Category: Infrastructure and Community Services

Goal#: ICS- 1

Provision of adequate facilities and services that maintain service levels with adequate funding.

Funding Source

Fund Type	Fund Amount
Measure O Sales Tax	\$1,971,000

Fiscal Years:

FY2022-23

TOTAL **\$1,971,000**



Responsible Staff Member:

Tatiana Arnaout

Title: Senior Civil Engineer

Phone: (805) 385-8341

Email: Tatiana.Arnaout@oxnard.org

Funding Priority Level



Asset Preservation

Via Marina Neighborhood Street Resurfacing

Transportation &
Drainage



Via Marina Neighborhood
Council District(s): 1

Project Description:

Resurface existing asphalt concrete pavement.

Purpose and Need:

The Via Marina neighborhood is identified in the Pavement Management System as needing resurfacing.



General Plan Consistency:

Category: Infrastructure and Community Services

Goal#: ICS- 1

Provision of adequate facilities and services that maintain service levels with adequate funding.

Funding Source

Fund Type	Fund Amount
RMRA Gas Tax (2032 H (2))	\$1,130,840

Fiscal Years:

FY2021-22

TOTAL **\$1,130,840**



Responsible Staff Member:

Tatiana Arnaout

Title: Senior Civil Engineer

Phone: (805) 385-8341

Email: Tatiana.Arnaout@oxnard.org

Funding Priority Level



Asset Preservation

Vineyard Avenue Resurfacing - Phase II

Transportation &
Drainage



Vineyard Avenue between 101 Overpass and Oxnard Boulevard
Council District(s): 2

Project Description:

Resurface existing asphalt concrete pavement with a thin maintenance overlay. This project is part of Thin Maintenance Overlay Phase II.

Purpose and Need:

The section of road bounded by Vineyard Avenue between 101 Overpass and Oxnard Boulevard is identified in the Pavement Management System as needing resurfacing.



General Plan Consistency:

Category: Infrastructure and Community Services

Goal#: ICS- 1

Provision of adequate facilities and services that maintain service levels with adequate funding.

Funding Source

Fund Type	Fund Amount
Street Maintenance	\$725,000

Fiscal Years:

FY2019-20

TOTAL* **\$725,000**

* Previously Appropriated: \$94,250



Responsible Staff Member:

Jim Nelson

Title: Project Manager

Phone: (805) 385-7828

Email: Jim.Nelson@oxnard.org

Funding Priority Level



Asset Preservation

West Fifth Street Storm Drain

Transportation &
Drainage



West Fifth Street From C Street to Ventura Road


Council District(s): 3

Project Description:

Install a 1,250-foot storm drain along West Fifth Street from C Street in the direction of Ventura Road.

Purpose and Need:

Improve drainage along West Fifth Street.



General Plan Consistency:

Category: Infrastructure and Community Services

Goal#: ICS- 13

Adequately sized storm drain systems and discharge treatment, certified levees, and implementation of appropriate National Pollutant Discharge Elimination System (NPDES) permits and regulations.

Fiscal Years:

FY2019-20 FY2020-21

Funding Source

Fund Type	Fund Amount
Storm Drain Facility Fee	\$6,500,000

TOTAL	\$6,500,000
--------------	--------------------



Responsible Staff Member:

Tatiana Arnaout

Title: Senior Civil Engineer

Phone: (805) 385-8341

Email: Tatiana.Arnaout@oxnard.org

Funding Priority Level



Asset Preservation

West Gonzales Road Street Resurfacing

Transportation & Drainage



West Gonzales Road between Oxnard Boulevard and Victoria Avenue
Council District(s): 1 & 2

Project Description:

Resurface existing asphalt concrete pavement on West Gonzales Road between Oxnard Boulevard and Victoria Avenue.

Purpose and Need:

This section of West Gonzales Road is identified in the Pavement Management System as needing resurfacing.



General Plan Consistency:

Category: Infrastructure and Community Services

Goal#: ICS- 1

Provision of adequate facilities and services that maintain service levels with adequate funding.

Funding Source

Fund Type	Fund Amount
RMRA Gas Tax (2032 H (2))	\$946,000

Fiscal Years:

FY2020-21

TOTAL **\$946,000**



Responsible Staff Member:

Tatiana Arnaout

Title: Senior Civil Engineer

Phone: (805) 385-8341

Email: Tatiana.Arnaout@oxnard.org

Funding Priority Level



Asset Preservation

Wilson Neighborhood Street Resurfacing

Transportation & Drainage



Wilson Neighborhood
Council District(s): 2 & 4

Project Description:

Resurface existing asphalt concrete pavement.

Purpose and Need:

The Wilson neighborhood area is identified in the Pavement Management System as needing resurfacing.



General Plan Consistency:

Category: Infrastructure and Community Services

Goal#: ICS- 1

Provision of adequate facilities and services that maintain service levels with adequate funding.

Funding Source

Fund Type	Fund Amount
RMRA Gas Tax (2032 H (2))	\$1,554,506

Fiscal Years:

FY2019-20

TOTAL **\$1,554,506**



Responsible Staff Member:

Jim Nelson

Title: Project Manager

Phone: (805) 385-7828

Email: Jim.Nelson@oxnard.org

Funding Priority Level



Asset Preservation

Wooley Road Pedestrian Improvements

Transportation &
Drainage



Wooley Road at Ventura Road, J Street, East Street and C Street Council District(s): 4

Project Description:

Upgrade pedestrian railroad crossings along Wooley Road. Includes railroad crossing gates and ADA compliant paths of travel.

Purpose and Need:

Upgrading pedestrian crossings on Wooley Road at Ventura Road, J Street, E Street and C Street will protect pedestrians from train activity and create greater access for disabled individuals.



General Plan Consistency:

Category: Infrastructure and Community Services

Goal#: ICS- 8

Safe bicycle and pedestrian circulation throughout the City.

Funding Source

Fund Type	Fund Amount
TBD	\$2,400,000

Fiscal Years:

FY2021-22 FY2022-23 FY2023-24

TOTAL \$2,400,000



Responsible Staff Member:

Debbie O'Leary

Title: Transportation Planner

Phone: (805) 200-5283

Email: Debbie.Oleary@oxnard.org

Funding Priority Level



Asset Preservation

Wooley Road Resurfacing

Transportation & Drainage

Wooley Road Council District(s): 1 & 4

Project Description:

Resurface existing asphalt concrete pavement on Wooley Road between Mandalay Beach Road to Rose Avenue.

Purpose and Need:

Wooley Road is identified in the Pavement Management System as needing resurfacing.



General Plan Consistency:

Category: Infrastructure and Community Services

Goal#: ICS- 1

Provision of adequate facilities and services that maintain service levels with adequate funding.

Funding Source

Fund Type	Fund Amount
RMRA Gas Tax (2032 H (2))	\$1,300,000

Fiscal Years:

FY2022-23

TOTAL	\$1,300,000
--------------	--------------------



Responsible Staff Member:

Hoon Hahn

Title: City Engineer

Phone: (805) 385-7832

Email: Hoon.Hahn@oxnard.org

Funding Priority Level



Asset Preservation

Activated Sludge Tank (AST) Replacement

Utilities



6001 Perkins Road
Council District(s): Citywide

Project Description:

Replace aging facilities and obsolete equipment of the activated sludge system, including manifolds, diffusers, control valve air headers, and drop legs, to reliably perform biological wastewater treatment. This is currently in design.

Purpose and Need:

This project will replace this critical biological treatment system, which has frequent operational failures resulting in costly emergency repairs, excessive maintenance, and increased risk of regulatory violations.

General Plan Consistency:

Category: Infrastructure and Community Services

Goal#: ICS- 1

Provision of adequate facilities and services that maintain service levels with adequate funding.



Funding Source

Fund Type	Fund Amount
Wastewater Treatment Operations	\$2,145,000

Fiscal Years:

FY2019-20 FY2020-21 FY2021-22 FY2022-23

TOTAL* \$2,145,000

* Previously Appropriated: \$130,000



Responsible Staff Member:

Frank Lujan

Title: Project Manager

Phone: (805) 200-5293

Email: Frank.Lujan@oxnard.org

Funding Priority Level



Asset Preservation

Aquifer Storage and Recovery (ASR) Completion

Utilities



Multiple
Council District(s): Citywide

Project Description:

Complete first aquifer storage and recovery (ASR) well and regulatory testing to demonstrate that water injected at this location meets indirect potable reuse requirements. This includes additional wells and a 20-inch pipeline to deliver recovered water to blending stations numbers 1 and 6.

Purpose and Need:

As a key element of the City's Groundwater Recovery Enhancement and Treatment (GREAT) Program, this ASR program will fully utilize recycled water to provide supply resiliency and cost stabilization for the future.

General Plan Consistency:

Category: Infrastructure and Community Services

Goal#: ICS- 11

Water supply, quality, distribution, and storage adequate for existing and future development.



Funding Source

Fund Type	Fund Amount
Water Operating Fund	\$10,226,000

Fiscal Years:

FY2019-20 FY2020-21 FY2021-22 FY2022-23 FY2023-24

TOTAL \$10,226,000



Responsible Staff Member:

Tatiana Arnaout

Title: Senior Civil Engineer

Phone: (805) 385-8341

Email: Tatiana.Arnaout@oxnard.org

Funding Priority Level



New or Expanded Services

Aquifer Storage and Recovery (ASR) Wells Construction

Utilities



350 South K Street
Council District(s): Citywide

Project Description:

Construct two additional aquifer storage and recovery (ASR) wells, one running unit and one standby unit to increase capacity.

Purpose and Need:

As a key element of the City's Groundwater Recovery Enhancement and Treatment (GREAT) Program, this ASR program will fully utilize recycled water to provide supply resiliency and cost stabilization for the future.

General Plan Consistency:

Category: Infrastructure and Community Services

Goal#: ICS- 11

Water supply, quality, distribution, and storage adequate for existing and future development.



Fiscal Years:

FY2021-22 FY2022-23 FY2023-24

Funding Source

Fund Type	Fund Amount
Water Cap. Facility Fund	\$7,800,000

TOTAL**\$7,800,000**

Responsible Staff Member:

Tatiana Arnaout

Title: Senior Civil Engineer

Phone: (805) 385-8341

Email: Tatiana.Arnaout@oxnard.org



Funding Priority Level



New or Expanded Services

Asbestos Concrete Sewer Pipe Replacement

Utilities



Multiple
Council District(s): Citywide

Project Description:

Annually replace approximately 4,000 linear feet of aging asbestos concrete sewer pipe with PVC pipe.

Purpose and Need:

The Public Works Integrated Master Plan identified about 15,000 linear feet of asbestos concrete pipes that are in poor condition, and this program was developed to systemically replace this aging infrastructure.

General Plan Consistency:

Category: Infrastructure and Community Services

Goal#: ICS- 1

Provision of adequate facilities and services that maintain service levels with adequate funding.



Funding Source

Fund Type	Fund Amount
Wastewater Collection Operating	\$1,500,000

Fiscal Years:

FY2021-22 FY2022-23 FY2023-24

TOTAL* \$1,500,000

* Funding required after 2023-24: \$450,000



Responsible Staff Member:

Hoon Hahn

Title: City Engineer

Phone: (805) 385-7832

Email: Hoon.Hahn@oxnard.org

Funding Priority Level



Asset Preservation

Automated Meter Infrastructure Replacement

Utilities



Citywide
Council District(s): Citywide

Project Description:

Replace the City's water meters and reading system with Advanced Meter Infrastructure (AMI) to increase reliability, reduce operational costs and improve customer access to water usage information.

Purpose and Need:

This project will modernize the City's system as most of the 43,000 meters are beyond their useful life cycle and the technology is obsolete. Greater water conservation will be possible as customers can access their water consumption data.

General Plan Consistency:

Category: Infrastructure and Community Services

Goal#: ICS- 1

Provision of adequate facilities and services that maintain service levels with adequate funding.



Funding Source

Fund Type	Fund Amount
Water Operating Fund	\$22,900,000
Security-Contam.Prev.Fund	\$100,000

Fiscal Years:

FY2019-20 FY2020-21 FY2021-22 FY2022-23 FY2023-24

TOTAL \$23,000,000



Responsible Staff Member:

Hoon Hahn

Title: City Engineer

Phone: (805) 385-7832

Email: Hoon.Hahn@oxnard.org

Funding Priority Level



Asset Preservation

AWPF Improvements - Phase I

Utilities



5700 Perkins Road
Council District(s): Citywide

Project Description:

Install disinfection conversion equipment, security systems, and audio visual upgrades.

Purpose and Need:

As a key element of the City's Groundwater Recovery Enhancement and Treatment (GREAT) Program, the Advanced Water Purification Facility (AWPF) improvements will fully utilize recycled water to provide supply resiliency and cost stabilization for the future.

General Plan Consistency:

Category: Infrastructure and Community Services

Goal#: ICS- 11

Water supply, quality, distribution, and storage adequate for existing and future development.



Funding Source

Fund Type	Fund Amount
Water Resource Fee	\$1,000,000

Fiscal Years:

FY2019-20 FY2020-21

TOTAL \$1,000,000



Responsible Staff Member:

Tatiana Arnaout

Title: Senior Civil Engineer

Phone: (805) 385-8341

Email: Tatiana.Arnaout@oxnard.org

Funding Priority Level



New or Expanded Services

AWPF Improvements - Phase II

Utilities



5700 Perkins Road
Council District(s): Citywide

Project Description:

Expand Advanced Water Purification Facility (AWPF) to 12.5 millions of gallons per day, including backup power.

Purpose and Need:

As a key element of the City's Groundwater Recovery Enhancement and Treatment (GREAT) Program, the AWPf improvements will fully utilize recycled water to provide supply resiliency and cost stabilization for the future.

General Plan Consistency:

Category: Infrastructure and Community Services

Goal#: ICS- 11

Water supply, quality, distribution, and storage adequate for existing and future development.



Funding Source

Fund Type	Fund Amount
Water Cap. Facility Fund	\$28,333,334

Fiscal Years:

FY2021-22 FY2022-23 FY2023-24

TOTAL \$28,333,334



Responsible Staff Member:

Tatiana Arnaout

Title: Senior Civil Engineer

Phone: (805) 385-8341

Email: Tatiana.Arnaout@oxnard.org

Funding Priority Level



New or Expanded Services

AWPF Recycled Water Storage Construction

Utilities



5700 Perkins Road
Council District(s): Citywide

Project Description:

Construct water storage at the Advanced Water Purification Facility (AWPF) for additional capacity.

Purpose and Need:

As a key element of the City's Groundwater Recovery Enhancement and Treatment (GREAT) Program, the AWPf improvements will fully utilize recycled water to provide supply resiliency and cost stabilization for the future.

General Plan Consistency:

Category: Infrastructure and Community Services

Goal#: ICS- 11

Water supply, quality, distribution, and storage adequate for existing and future development.



Funding Source

Fund Type	Fund Amount
Water Cap. Facility Fund	\$4,500,000

Fiscal Years:

FY2021-22 FY2022-23 FY2023-24

TOTAL* \$4,500,000

* Funding required after 2023-24: \$1,500,000



Responsible Staff Member:

Tatiana Arnaout

Title: Senior Civil Engineer

Phone: (805) 385-8341

Email: Tatiana.Arnaout@oxnard.org

Funding Priority Level



New or Expanded Services

Blending Station No. 2 Upgrade

Utilities




1061 Richmond Avenue
Council District(s): Citywide

Project Description:

Replacement of mechanical, electrical and auxiliary equipment, piping modifications and variable frequency drive replacement.

Purpose and Need:

Upgrading facility to ensure reliability of potable water supply.



General Plan Consistency:

Category: Infrastructure and Community Services

Goal#: ICS- 1

Provision of adequate facilities and services that maintain service levels with adequate funding.

Funding Source

Fund Type	Fund Amount
Water Operating Fund	\$430,000

Fiscal Years:

FY2020-21

TOTAL

\$430,000



Responsible Staff Member:

Hoon Hahn

Title: City Engineer

Phone: (805) 385-7832

Email: Hoon.Hahn@oxnard.org

Funding Priority Level



Asset Preservation

Blending Station No. 3 Rehabilitation

Utilities



1700 Solar Drive

Council District(s): Citywide

Project Description:

Replacement of wells, mechanical, electrical and auxiliary equipment, piping modifications and variable frequency drive replacement.

Purpose and Need:

Upgrading facility to ensure reliability of potable water supply.

General Plan Consistency:

Category: Infrastructure and Community Services

Goal#: ICS- 1

Provision of adequate facilities and services that maintain service levels with adequate funding.



Funding Source

Fund Type	Fund Amount
Water Operating Fund	\$2,500,000

Fiscal Years:

FY2020-21

TOTAL \$2,500,000



Responsible Staff Member:

Hoon Hahn

Title: City Engineer

Phone: (805) 385-7832

Email: Hoon.Hahn@oxnard.org

Funding Priority Level



Asset Preservation

Blending Station No. 4 Rehabilitation

Utilities



3637 North Rose Avenue
Council District(s): Citywide

Project Description:

Replacement of pumps, mechanical, electrical and auxiliary equipment, piping modifications and variable frequency drive replacement.

Purpose and Need:


Upgrading facility to ensure reliability of potable water supply.

General Plan Consistency:

Category: Infrastructure and Community Services

Goal#: ICS- 1

Provision of adequate facilities and services that maintain service levels with adequate funding.



Funding Source

Fund Type	Fund Amount
Water Operating Fund	\$400,000

Fiscal Years:

FY2020-21 FY2021-22

TOTAL

\$400,000



Responsible Staff Member:

Hoon Hahn

Title: City Engineer

Phone: (805) 385-7832

Email: Hoon.Hahn@oxnard.org

Funding Priority Level



Asset Preservation

Blending Station No. 5 Rehabilitation

Utilities



980 East Pleasant Valley Road
Council District(s): Citywide

Project Description:

Replacement of mechanical, electrical and auxiliary equipment.

Purpose and Need:

Upgrading facility to ensure reliability of potable water supply.

General Plan Consistency:

Category: Infrastructure and Community Services

Goal#: ICS- 1

Provision of adequate facilities and services that maintain service levels with adequate funding.

**Funding Source**

Fund Type	Fund Amount
Water Operating Fund	\$200,000

Fiscal Years:

FY2020-21 FY2021-22

TOTAL**\$200,000****Responsible Staff Member:**

Hoon Hahn

Title: City Engineer

Phone: (805) 385-7832

Email: Hoon.Hahn@oxnard.org

Funding Priority Level**Asset Preservation**

Blending Station Nos. 1 & 6 Upgrade

Utilities



251 South Hayes Street
Council District(s): Citywide

Project Description:

Replacement of mechanical, electrical and auxiliary equipment, piping modifications and variable frequency drive replacement.

Purpose and Need:

Upgrading facility to ensure reliability of potable water supply.

General Plan Consistency:

Category: Infrastructure and Community Services

Goal#: ICS- 1

Provision of adequate facilities and services that maintain service levels with adequate funding.



Funding Source

Fund Type	Fund Amount
Water Operating Fund	\$3,400,000

Fiscal Years:

FY2019-20 FY2020-21 FY2021-22 FY2022-23

TOTAL \$3,400,000



Responsible Staff Member:

Hoon Hahn

Title: City Engineer

Phone: (805) 385-7832

Email: Hoon.Hahn@oxnard.org

Funding Priority Level



Asset Preservation

Blending Station Nos. 1 & 6 Wells Construction

Utilities



251 South Hayes Street
Council District(s): Citywide

Project Description:

Construct three new potable water wells at blending station numbers 1 and 6.

Purpose and Need:

Upgrading facility to ensure reliability of potable water supply.

General Plan Consistency:

Category: Infrastructure and Community Services

Goal#: ICS- 1

Provision of adequate facilities and services that maintain service levels with adequate funding.



Funding Source

Fund Type	Fund Amount
Water Operating Fund	\$9,500,000

Fiscal Years:

FY2020-21 FY2021-22 FY2022-23 FY2023-24

TOTAL \$9,500,000



Responsible Staff Member:

Hoon Hahn

Title: City Engineer

Phone: (805) 385-7832

Email: Hoon.Hahn@oxnard.org

Funding Priority Level



New or Expanded Services

Central Trunk Sewer Manhole Replacement - Phase I

Utilities

**Railroad Right-of-Way between Fifth Street and WWTP****Council District(s): Citywide****Project Description:**

Replace 74 deteriorating sewer manholes along the Central Trunk sewer line starting at Fifth Street.

Purpose and Need:

This project will rehabilitate the lift station constructed in 1986, which is in poor condition.

**General Plan Consistency:**

Category: Infrastructure and Community Services

Goal#: ICS- 1

Provision of adequate facilities and services that maintain service levels with adequate funding.

Funding Source

Fund Type	Fund Amount
Wastewater Collection Operating	\$2,600,000

Fiscal Years:

FY2019-20 FY2020-21

TOTAL **\$2,600,000****Responsible Staff Member:**

Hoon Hahn

Title: City Engineer

Phone: (805) 385-7832

Email: Hoon.Hahn@oxnard.org

Funding Priority Level**Health and Safety**

Central Trunk Sewer Pipe Replacement

Utilities



Fifth Street Railroad Crossing Council District(s): Citywide

Project Description:

Replace the damaged section of the Central Trunk sewer pipeline at the Fifth Street railroad crossing.

Purpose and Need:


Constructed in 1960s, the central trunk sewer pipeline at the Fifth Street railroad crossing was damaged during the March 2017 storm event. As a short-term solution, the City installed a temporary sewer pipe. This project will complete the repair.

General Plan Consistency:

Category: Infrastructure and Community Services

Goal#: ICS- 1

Provision of adequate facilities and services that maintain service levels with adequate funding.



Funding Source

Fund Type	Fund Amount
Wastewater Collection Operating	\$3,900,000

Fiscal Years:

FY2019-20 FY2020-21 FY2021-22

TOTAL **\$3,900,000**



Responsible Staff Member:

Hoon Hahn

Title: City Engineer

Phone: (805) 385-7832

Email: Hoon.Hahn@oxnard.org

Funding Priority Level



Asset Preservation

Chemical Tank Replacements

Utilities



Multiple
Council District(s): Citywide

Project Description:

Replace existing chemical tanks.

Purpose and Need:

Replacement of chemical tanks is required approximately every ten years.

General Plan Consistency:

Category: Infrastructure and Community Services

Goal#: ICS- 1

Provision of adequate facilities and services that maintain service levels with adequate funding.

**Funding Source**

Fund Type	Fund Amount
Water Operating Fund	\$450,000

Fiscal Years:

FY2020-21 FY2021-22 FY2022-23

TOTAL \$450,000

**Responsible Staff Member:**

Hoon Hahn

Title: City Engineer

Phone: (805) 385-7832

Email: Hoon.Hahn@oxnard.org

Funding Priority Level

Asset Preservation

Coast Zone Modifications

Utilities



Multiple
Council District(s): Citywide

Project Description:

Install three pressure regulating systems along East Pleasant Valley Road; install 3,000 feet of 8-inch diameter pipeline from West Hemlock Street to West Fifth Street along South Victoria Road; and install minor piping modifications.

Purpose and Need:

The City's distribution system currently operates as a single pressure zone. Due to the City's topography and the difference in elevation between the northeastern part of the City and southwestern part of the City, customers are experiencing variable pressures throughout the distribution network.

General Plan Consistency:

Category: Infrastructure and Community Services

Goal#: ICS- 1

Provision of adequate facilities and services that maintain service levels with adequate funding.



Funding Source

Fund Type	Fund Amount
Water Operating Fund	\$1,600,000

Fiscal Years:

FY2020-21 FY2021-22 FY2022-23 FY2023-24

TOTAL

\$1,600,000



Responsible Staff Member:

Hoon Hahn

Title: City Engineer

Phone: (805) 385-7832

Email: Hoon.Hahn@oxnard.org

Funding Priority Level



New or Expanded Services

Compressed Natural Gas Facility Construction

Utilities



111 South Del Norte Boulevard
Council District(s): Citywide

Project Description:

Construct a compressed natural gas (CNG) fueling station to fuel refuse trucks at the Del Norte Facility.

Purpose and Need:

The Environmental Resources Division is converting its fleet from diesel trucks to CNG trucks. The CNG fueling station will allow trucks to fuel on-site saving time and money.

General Plan Consistency:

Category: Infrastructure and Community Services

Goal#: ICS- 1

Provision of adequate facilities and services that maintain service levels with adequate funding.



Funding Source

Fund Type	Fund Amount
Solid Waste Operating	\$1,275,000

Fiscal Years:

FY2020-21

TOTAL \$1,275,000



Responsible Staff Member:

Tatiana Arnaout

Title: Senior Civil Engineer

Phone: (805) 385-8341

Email: Tatiana.Arnaout@oxnard.org

Funding Priority Level



New or Expanded Services

Condition Assessment Program Acquisition

Utilities



Citywide
Council District(s): Citywide

Project Description:

A program of physical assessments is proposed to determine the actual condition of the critical pipelines, which will dictate whether improvements are required.

Purpose and Need:

A physical condition assessment program is proposed for critical mains that are aging and may be in critical condition. The first main to be assessed is the Oxnard Conduit due to its age, vulnerability and criticality.

General Plan Consistency:

Category: Infrastructure and Community Services

Goal#: ICS- 1

Provision of adequate facilities and services that maintain service levels with adequate funding.



Funding Source

Fund Type	Fund Amount
Water Operating Fund	\$300,000

Fiscal Years:

FY2022-23

TOTAL **\$300,000**



Responsible Staff Member:

Hoon Hahn

Title: City Engineer

Phone: (805) 385-7832

Email: Hoon.Hahn@oxnard.org

Funding Priority Level



Asset Preservation

Del Norte Facility Waste Tipping Floor Restoration

Utilities




111 South Del Norte Boulevard
Council District(s): Citywide

Project Description:

Restore approximately 5,000 square feet of specialized, resilient concrete floor space.

Purpose and Need:

This project will restore the resistant top layer of the tipping floor, prevent damage to the concrete subsurface and prevent abrasion damage by heavy equipment.



General Plan Consistency:

Category: Infrastructure and Community Services

Goal#: ICS- 1

Provision of adequate facilities and services that maintain service levels with adequate funding.

Funding Source

Fund Type	Fund Amount
Solid Waste Operating	\$287,500

Fiscal Years:

FY2021-22

TOTAL

\$287,500



Responsible Staff Member:

Tatiana Arnaout

Title: Senior Civil Engineer

Phone: (805) 385-8341

Email: Tatiana.Arnaout@oxnard.org

Funding Priority Level



Asset Preservation

Desalter, Piping & Permeate Tank Cathodic Protection Installation

Utilities



251 South Hayes Street
Council District(s): Citywide

Project Description:

Cathodic protection including installation of electrical isolation kits at all steel and ductile iron water risers at the desalter and throughout the Water Yard, and cathodic protection inside the steel permeate water storage tank.

Purpose and Need:

Cathodic protection is required to protect materials from internal corrosion and to extend the life of the assets. Replacement of cathodic protection systems should be done approximately every 15 to 20 years.

General Plan Consistency:

Category: Infrastructure and Community Services

Goal#: ICS- 1

Provision of adequate facilities and services that maintain service levels with adequate funding.

Fiscal Years:

FY2020-21



Funding Source

Fund Type	Fund Amount
Water Operating Fund	\$110,000

TOTAL

\$110,000



Responsible Staff Member:

Hoon Hahn

Title: City Engineer

Phone: (805) 385-7832

Email: Hoon.Hahn@oxnard.org

Funding Priority Level



Asset Preservation

Electrical Improvements at the Wastewater Treatment Plant

Utilities



6001 Perkins Road
Council District(s): Citywide

Project Description:

Construct a new electrical building, switchgears, transformers, motor control center, automatic transfer switch, and a 2.5 megawatt emergency standby generator. Replace outdated supervisory control and data acquisition (SCADA) equipment to improve the Wastewater Treatment Facility's operational management and reliability. This is currently in design.

Purpose and Need:

The project will replace aging equipment that has frequent operational failures, which result in costly emergency repairs, excessive maintenance, and increased risk of regulatory violations.

General Plan Consistency:

Category: Infrastructure and Community Services

Goal#: ICS- 1

Provision of adequate facilities and services that maintain service levels with adequate funding.



Funding Source

Fund Type	Fund Amount
Wastewater Treatment Operations	\$6,791,000
State/Local-Multiyear Grants	\$9,500,000

Fiscal Years:

FY2019-20 FY2020-21 FY2021-22 FY2022-23

TOTAL* \$16,291,000

* Previously Appropriated: \$650,000



Responsible Staff Member:

Frank Lujan

Title: Project Manager

Phone: (805) 200-5293

Email: Frank.Lujan@oxnard.org

Funding Priority Level



Health and Safety

Electrical Vault Rehabilitation

Utilities



6001 Perkins Road
Council District(s): Citywide

Project Description:

Rehabilitate 12 deteriorating electrical and instrumentation vaults at the Wastewater Treatment Facility.

Purpose and Need:

This project will rehabilitate these vaults that are in very poor conditions due to extensive concrete corrosion. It will prevent potential catastrophic failure and protect this important infrastructure.

General Plan Consistency:

Category: Infrastructure and Community Services

Goal#: ICS- 1

Provision of adequate facilities and services that maintain service levels with adequate funding.

**Funding Source**

Fund Type	Fund Amount
Wastewater Treatment Operations	\$344,500

Fiscal Years:

FY2020-21 FY2021-22

TOTAL**\$344,500****Responsible Staff Member:**

Hoon Hahn

Title: City Engineer

Phone: (805) 385-7832

Email: Hoon.Hahn@oxnard.org

Funding Priority Level

Health and Safety

Existing Desalter Upgrades

Utilities



251 South Hayes Street
Council District(s): Citywide

Project Description:

Repair and replacement of existing equipment, including replacement of membranes (required every five to seven years) and installation of valves and actuators to allow clean-in-place automation. Discharge piping improvements are also required.

Purpose and Need:

The City's existing desalter requires upgrades to maintain continuous operation and extend the life of the asset.

General Plan Consistency:

Category: Infrastructure and Community Services

Goal#: ICS- 1

Provision of adequate facilities and services that maintain service levels with adequate funding.

Fiscal Years:

FY2020-21



Funding Source

Fund Type	Fund Amount
Water Operating Fund	\$775,000

TOTAL*

\$775,000

* Funding required after 2023-24: \$3,000,000



Responsible Staff Member:

Hoon Hahn

Title: City Engineer

Phone: (805) 385-7832

Email: Hoon.Hahn@oxnard.org

Funding Priority Level



Asset Preservation

Fire Flow Upgrade

Utilities



Citywide
Council District(s): Citywide

Project Description:

Replace aging fire flow pipes with larger pipelines for increased fire flow capacity.

Purpose and Need:

Upsizing the fire flow pipe due to age and increase capacity is needed to accommodate the growing population.

General Plan Consistency:

Category: Infrastructure and Community Services

Goal#: ICS- 11

Water supply, quality, distribution, and storage adequate for existing and future development.



Funding Source

Fund Type	Fund Amount
Water Operating Fund	\$10,465,000

Fiscal Years:

FY2021-22

TOTAL

\$10,465,000



Responsible Staff Member:

Hoon Hahn

Title: City Engineer

Phone: (805) 385-7832

Email: Hoon.Hahn@oxnard.org

Funding Priority Level



Asset Preservation

Harbor Boulevard Sewer Manhole Replacement

Utilities



Along Harbor Boulevard
Council District(s): Citywide

Project Description:

Replace 12 deteriorating sewer manholes.

Purpose and Need:


This project will replace aging manholes and improve infrastructure integrity. The concrete is deteriorating due to hydrogen sulfide from sewer gases.

General Plan Consistency:

Category: Infrastructure and Community Services

Goal#: ICS- 1

Provision of adequate facilities and services that maintain service levels with adequate funding.

**Funding Source**

Fund Type	Fund Amount
Wastewater Collection Operating	\$100,000

Fiscal Years:

FY2021-22

TOTAL**\$100,000****Responsible Staff Member:**

Hoon Hahn

Title: City Engineer

Phone: (805) 385-7832

Email: Hoon.Hahn@oxnard.org

Funding Priority Level**Asset Preservation**

Hueneme Road Recycled Water Pipeline - Phase II

Utilities



Hueneme Road & Olds Road
Council District(s): Citywide

Project Description:

Install 16,000 linear feet of 36-inch recycled water pipeline from Olds Road to Wood Road to expand service delivery.

Purpose and Need:

The City delivers recycled water to agricultural customers, and this pipeline will provide service options for the greater area, which will bring in revenue.

General Plan Consistency:

Category: Infrastructure and Community Services

Goal#: ICS- 11

Water supply, quality, distribution, and storage adequate for existing and future development.

Fiscal Years:

FY2019-20 FY2020-21



Funding Source

Fund Type	Fund Amount
Resource Development Fee	\$14,120,000

TOTAL*

\$14,120,000

* Previously Appropriated: \$2,200,000



Responsible Staff Member:

Frank Lujan

Title: Project Manager

Phone: (805) 200-5293

Email: Frank.Lujan@oxnard.org

Funding Priority Level



New or Expanded Services

Industrial Lateral Cathodic Protection Installation

Utilities



Multiple
Council District(s): Citywide

Project Description:

Install a new cathodic protection system to protect the Industrial Lateral Pipeline from pipe corrosion.

Purpose and Need:

Only one cathodic testing station was found during testing for this pipeline. This project installs cathodic testing systems at every 1,000 to 2,000 feet along the length of the pipeline.

General Plan Consistency:

Category: Infrastructure and Community Services

Goal#: ICS- 1

Provision of adequate facilities and services that maintain service levels with adequate funding.



Funding Source

Fund Type	Fund Amount
Water Operating Fund	\$130,000

Fiscal Years:

FY2021-22

TOTAL **\$130,000**



Responsible Staff Member:

Hoon Hahn

Title: City Engineer

Phone: (805) 385-7832

Email: Hoon.Hahn@oxnard.org

Funding Priority Level



Asset Preservation

Lift Station No. 4 Improvements

Utilities



Mandalay Beach Road & Wooley Road Council District(s): Citywide

Project Description:

Install new motor control center panel and instrumentation equipment and rehabilitate wet well concrete structure at lift station number 4 between Mandalay Beach Road and Wooley Road.

Purpose and Need:


This project will rehabilitate the lift station, which was constructed in 1986 and is in poor condition. The purpose of a lift station is to pump sewage from a lower to higher elevation.

General Plan Consistency:

Category: Infrastructure and Community Services

Goal#: ICS- 1

Provision of adequate facilities and services that maintain service levels with adequate funding.



Funding Source

Fund Type	Fund Amount
Wastewater Collection Operating	\$500,000

Fiscal Years:

FY2021-22

TOTAL

\$500,000



Responsible Staff Member:

Hoon Hahn

Title: City Engineer

Phone: (805) 385-7832

Email: Hoon.Hahn@oxnard.org

Funding Priority Level



Asset Preservation

Lift Station No. 6 (Wooley & Canal) Improvements

Utilities



Wooley Road & Canal Street
Council District(s): Citywide

Project Description:

Replace existing pumps, electrical panel, and install a new emergency standby generator at lift station number 6 located near the intersection of Wooley Road and Canal Street.

Purpose and Need:

This project will rehabilitate the lift station, which has pumps that are beyond their useful lives. Additionally, the electrical panel has significant corrosion, and it does not have emergency backup power. The purpose of a lift station is to pump sewage from a lower to higher elevation.

General Plan Consistency:

Category: Infrastructure and Community Services

Goal#: ICS- 1

Provision of adequate facilities and services that maintain service levels with adequate funding.



Funding Source

Fund Type	Fund Amount
Wastewater Collection Operating	\$500,000

Fiscal Years:

FY2021-22

TOTAL **\$500,000**



Responsible Staff Member:

Hoon Hahn

Title: City Engineer

Phone: (805) 385-7832

Email: Hoon.Hahn@oxnard.org

Funding Priority Level



Asset Preservation

Lift Station No. 20 Improvements

Utilities




Highway 101 & Camino Avenue
Council District(s): Citywide

Project Description:

Install new motor control center for lift station number 20 located near the intersection of Highway 101 and Camino Avenue.

Purpose and Need:

This project will permanently replace the motor control center that failed in 2016. The station has been operating with a temporary unit.



General Plan Consistency:

Category: Infrastructure and Community Services

Goal#: ICS- 1

Provision of adequate facilities and services that maintain service levels with adequate funding.

Funding Source

Fund Type	Fund Amount
Wastewater Collection Operating	\$300,000

Fiscal Years:

FY2021-22

TOTAL

\$300,000



Responsible Staff Member:

Hoon Hahn

Title: City Engineer

Phone: (805) 385-7832

Email: Hoon.Hahn@oxnard.org

Funding Priority Level



Asset Preservation

Motor Control Center (MCC) Construction

Utilities



6001 Perkins Road
Council District(s): Citywide

Project Description:

Design and construct 13 replacement motor control centers (MCC) that collect plant process information and operate equipment in the north electrical, digester control, cogenerator, blower control and effluent pump station control buildings of the Wastewater Treatment Plant. This is currently in design.

Purpose and Need:

This project will replace this aging and obsolete equipment which has frequent failures, resulting in costly emergency repairs, excessive maintenance, and increased risk of regulatory violations.



General Plan Consistency:

Category: Infrastructure and Community Services

Goal#: ICS- 1

Provision of adequate facilities and services that maintain service levels with adequate funding.

Fiscal Years:

FY2019-20 FY2020-21 FY2021-22

Funding Source

Fund Type	Fund Amount
Wastewater Treatment Operations	\$2,540,000

TOTAL*

\$2,540,000

* Previously Appropriated: \$275,000



Responsible Staff Member:

Frank Lujan

Title: Project Manager

Phone: (805) 200-5293

Email: Frank.Lujan@oxnard.org

Funding Priority Level



Health and Safety

Neighborhood Cast Iron Pipe Replacement

Utilities



Citywide
Council District(s): Citywide

Project Description:

Replace aging cast iron waterline pipes at various locations throughout the City.

Purpose and Need:

This project systematically replaces identified aging cast iron waterline pipes at risk of failure. Waterline pipe replacement projects will be synchronized with street resurfacing projects to minimize costs.

General Plan Consistency:

Category: Infrastructure and Community Services

Goal#: ICS- 1

Provision of adequate facilities and services that maintain service levels with adequate funding.



Funding Source

Fund Type	Fund Amount
Water Operating Fund	\$615,000

Fiscal Years:

FY2019-20

TOTAL

\$615,000



Responsible Staff Member:

Hoon Hahn

Title: City Engineer

Phone: (805) 385-7832

Email: Hoon.Hahn@oxnard.org

Funding Priority Level



Asset Preservation

New Maintenance Storage Building

Utilities



6001 Perkins Road
Council District(s): Citywide

Project Description:

Replace deteriorating maintenance storage building at the Wastewater Treatment Facility to protect and secure supplies, equipment, and generators. This is currently in design.

Purpose and Need:

Constructed in the 1970s, the building has multiple roof leaks that have compromised the entire structure. This project will construct its replacement to improve storage and security of necessary parts and equipment.

General Plan Consistency:

Category: Infrastructure and Community Services

Goal#: ICS- 1

Provision of adequate facilities and services that maintain service levels with adequate funding.



Funding Source

Fund Type	Fund Amount
Wastewater Treatment Operations	\$4,100,000

Fiscal Years:

FY2019-20 FY2020-21

TOTAL* \$4,100,000

* Previously Appropriated: \$430,000



Responsible Staff Member:

Frank Lujan

Title: Project Manager

Phone: (805) 200-5293

Email: Frank.Lujan@oxnard.org

Funding Priority Level



Health and Safety

North Zone Modifications

Utilities



Multiple
Council District(s): Citywide

Project Description:

Reconfigure pipeline at blending station number 3 to feed Coast Zone; rehabilitate the existing three pressure reducing stations (PRSSs) along Gonzales Road; and make minor piping modifications.

Purpose and Need:

The City's distribution system currently operates as a single pressure zone. Due to the City's topography and the difference in elevation between the northeastern and southwestern parts of the City, customers are experiencing variable pressures throughout the distribution network.

General Plan Consistency:

Category: Infrastructure and Community Services

Goal#: ICS- 1

Provision of adequate facilities and services that maintain service levels with adequate funding.



Funding Source

Fund Type	Fund Amount
Water Operating Fund	\$1,100,000

Fiscal Years:

FY2020-21 FY2021-22 FY2022-23 FY2023-24

TOTAL \$1,100,000



Responsible Staff Member:

Hoon Hahn

Title: City Engineer

Phone: (805) 385-7832

Email: Hoon.Hahn@oxnard.org

Funding Priority Level



New or Expanded Services

Oxnard Water Conduit Pipeline Cathodic Protection

Utilities



Multiple
Council District(s): Citywide

Project Description:

Install a new cathodic protection system to protect the Oxnard Water Conduit pipeline from pipe corrosion.

Purpose and Need:

The cathodic stations for the Oxnard Water Conduit pipeline are in poor condition, jeopardizing pipe integrity for this main line of the City's imported water supply.

General Plan Consistency:

Category: Infrastructure and Community Services

Goal#: ICS- 1

Provision of adequate facilities and services that maintain service levels with adequate funding.



Funding Source

Fund Type	Fund Amount
Water Operating Fund	\$890,000

Fiscal Years:

FY2019-20 FY2020-21

TOTAL**\$890,000**

Responsible Staff Member:

Hoon Hahn

Title: City Engineer

Phone: (805) 385-7832

Email: Hoon.Hahn@oxnard.org

Funding Priority Level



New or Expanded Services

Pipe Capacity Improvements

Utilities



Multiple
Council District(s): Citywide

Project Description:

Replace aging 8-inch to 24-inch waterline pipes at various locations throughout the City.

Purpose and Need:

Pipeline capacity improvements are needed to meet level of service criteria and to accommodate additional demands to serve new customers.

General Plan Consistency:

Category: Infrastructure and Community Services

Goal#: ICS- 11

Water supply, quality, distribution, and storage adequate for existing and future development.



Funding Source

Fund Type	Fund Amount
Water Operating Fund	\$7,330,000

Fiscal Years:

FY2020-21 FY2021-22 FY2022-23 FY2023-24

TOTAL **\$7,330,000**



Responsible Staff Member:

Hoon Hahn

Title: City Engineer

Phone: (805) 385-7832

Email: Hoon.Hahn@oxnard.org

Funding Priority Level



Asset Preservation

Pleasant Valley Sewer Manhole Rehabilitation

Utilities



Along Pleasant Valley Road
Council District(s): Citywide

Project Description:

Rehabilitate 14 deteriorating sewer manholes.

Purpose and Need:

This project will rehabilitate aging sewer manholes and improve infrastructure integrity. The concrete is deteriorating due to hydrogen sulfide from sewer gases.



General Plan Consistency:

Category: Infrastructure and Community Services

Goal#: ICS- 1

Provision of adequate facilities and services that maintain service levels with adequate funding.

Funding Source

Fund Type	Fund Amount
Wastewater Collection Operating	\$200,000

Fiscal Years:

FY2020-21

TOTAL \$200,000



Responsible Staff Member:

Hoon Hahn

Title: City Engineer

Phone: (805) 385-7832

Email: Hoon.Hahn@oxnard.org

Funding Priority Level



New or Expanded Services

Recycled Water Pond Construction

Utilities



350 South K Street
Council District(s): Citywide

Project Description:

Construct a recycled water pond at Campus Park.

Purpose and Need:

As a key element of the City's Groundwater Recovery Enhancement and Treatment (GREAT) Program, this Aquifer Storage and Recovery (ASR) program will fully utilize recycled water to provide supply resiliency and cost stabilization for the future.

General Plan Consistency:

Category: Infrastructure and Community Services

Goal#: ICS- 11

Water supply, quality, distribution, and storage adequate for existing and future development.



Funding Source

Fund Type	Fund Amount
Water Cap. Facility Fund	\$1,600,000

Fiscal Years:

FY2021-22 FY2022-23

TOTAL \$1,600,000



Responsible Staff Member:

Tatiana Arnaout

Title: Senior Civil Engineer

Phone: (805) 385-8341

Email: Tatiana.Arnaout@oxnard.org

Funding Priority Level



New or Expanded Services

Reliability Improvements at the Wastewater Treatment Plant

Utilities



6001 Perkins Road
Council District(s): Citywide

Project Description:

Replace and repair equipment identified at facilities that are vital to reliable Wastewater Treatment Plant operations including headworks odor control, inter-stage pump station, effluent pump station, anaerobic digester, and site piping. This is currently in design.

Purpose and Need:

This project will replace identified aging and obsolete equipment throughout the Wastewater Treatment Plant, which has frequent failures, resulting in costly emergency repairs, excessive maintenance and increased risk of regulatory violations.

General Plan Consistency:

Category: Infrastructure and Community Services

Goal#: ICS- 1

Provision of adequate facilities and services that maintain service levels with adequate funding.



Funding Source

Fund Type	Fund Amount
Wastewater Treatment Operations	\$9,280,000

Fiscal Years:

FY2019-20 FY2020-21 FY2021-22 FY2022-23

TOTAL* \$9,280,000

* Previously Appropriated: \$1,200,000



Responsible Staff Member:

Frank Lujan

Title: Project Manager

Phone: (805) 200-5293

Email: Frank.Lujan@oxnard.org

Funding Priority Level



Health and Safety

Rice Avenue Sewer Pipeline Improvements

Utilities



Rice Avenue Between Latigo Avenue & Camino Del Sol
Council District(s): Citywide

Project Description:

Replace 1,900 linear feet of existing 18-inch sewer pipe with new 24-inch sewer pipe along Rice Avenue between Latigo Avenue and Camino Del Sol to increase capacity.

Purpose and Need:

This project will rehabilitate the lift station, which was constructed in 1986 and is in poor condition.

General Plan Consistency:

Category: Infrastructure and Community Services

Goal#: ICS- 1

Provision of adequate facilities and services that maintain service levels with adequate funding.



Funding Source

Fund Type	Fund Amount
Wastewater Coll Connection Fee	\$1,330,000

Fiscal Years:

FY2022-23 FY2023-24

TOTAL* **\$1,330,000**

* Previously Appropriated: \$50,000



Responsible Staff Member:

Tatiana Arnaout

Title: Senior Civil Engineer

Phone: (805) 385-8341

Email: Tatiana.Arnaout@oxnard.org

Funding Priority Level



Health and Safety

Roof Repair - Del Norte Facility

Utilities



111 South Del Norte Boulevard
Council District(s): Citywide

Project Description:

Repair approximately 100,000 square feet of the Del Norte Regional Recycling and Transfer Station roof, including all areas of structural damage, windows, vents, rain gutters, and other related roof infrastructure.

Purpose and Need:

This project will prevent further damage to the roof structure and maintain safe working conditions.

General Plan Consistency:

Category: Infrastructure and Community Services

Goal#: ICS- 1

Provision of adequate facilities and services that maintain service levels with adequate funding.



Funding Source

Fund Type	Fund Amount
Solid Waste Operating	\$500,000

Fiscal Years:

FY2019-20

TOTAL **\$500,000**



Responsible Staff Member:

Tatiana Arnaout

Title: Senior Civil Engineer

Phone: (805) 385-8341

Email: Tatiana.Arnaout@oxnard.org

Funding Priority Level



Health and Safety

Scale House Refurbishing

Utilities



111 South Del Norte Boulevard
Council District(s): Citywide

Project Description:

Refurbish the Del Norte Regional Recycling and Transfer Station scale house with a new roof, flooring, walls and windows.

Purpose and Need:

The 200 square foot scale house is dilapidated and needs a complete refurbishment to maintain its functionality.

General Plan Consistency:

Category: Infrastructure and Community Services

Goal#: ICS- 1

Provision of adequate facilities and services that maintain service levels with adequate funding.



Funding Source

Fund Type	Fund Amount
Solid Waste Operating	\$175,000

Fiscal Years:

FY2020-21

TOTAL **\$175,000**



Responsible Staff Member:

Hoon Hahn

Title: City Engineer

Phone: (805) 385-7832

Email: Hoon.Hahn@oxnard.org

Funding Priority Level



Asset Preservation

Sewer Collection System - Odor Reduction Program

Utilities



Multiple
Council District(s): Citywide

Project Description:

Conduct a pilot study to determine the best options to reduce nuisance sewer odors, and design and construct up to three chemical injection facilities to implement solutions.

Purpose and Need:

This project will develop and implement a long-term citywide sewer odor reduction program to eliminate nuisance odors, improve residential quality of life and protect sewer manhole infrastructure from corrosion.

General Plan Consistency:

Category: Infrastructure and Community Services

Goal#: ICS- 1

Provision of adequate facilities and services that maintain service levels with adequate funding.



Funding Source

Fund Type	Fund Amount
Wastewater Collection Operating	\$4,400,000

Fiscal Years:

FY2019-20 FY2020-21 FY2021-22

TOTAL \$4,400,000



Responsible Staff Member:

Frank Lujan

Title: Project Manager

Phone: (805) 200-5293

Email: Frank.Lujan@oxnard.org

Funding Priority Level



Asset Preservation

Site Security Improvements at the Wastewater Treatment Plant

Utilities



6001 Perkins Road
Council District(s): Citywide

Project Description:

Upgrade security at the Wastewater Treatment Plant by installing CCTV cameras and building access control.

Purpose and Need:

This project will improve security and protect valuable equipment.

General Plan Consistency:

Category: Infrastructure and Community Services

Goal#: ICS- 1

Provision of adequate facilities and services that maintain service levels with adequate funding.

Fiscal Years:

FY2019-20 FY2020-21



Funding Source

Fund Type	Fund Amount
Wastewater Sec & Contamination	\$570,000

TOTAL* \$570,000

* Previously Appropriated: \$62,000



Responsible Staff Member:

Frank Lujan

Title: Project Manager

Phone: (805) 200-5293

Email: Frank.Lujan@oxnard.org

Funding Priority Level



Asset Preservation

South Zone Modifications

Utilities



Multiple
Council District(s): Citywide

Project Description:

Install three pressure regulating systems along West Pleasant Valley Road; install 6,000 feet of 8-inch diameter pipeline from South J Street to Cypress Road along West Pleasant Valley Road; and complete minor piping modifications.

Purpose and Need:

The City's distribution system currently operates as a single pressure zone. Due to the City's topography and the difference in elevation between the northeastern and southwestern parts of the City, customers are experiencing variable pressures throughout the distribution network.

General Plan Consistency:

Category: Infrastructure and Community Services

Goal#: ICS- 1

Provision of adequate facilities and services that maintain service levels with adequate funding.



Funding Source

Fund Type	Fund Amount
Water Operating Fund	\$2,400,000

Fiscal Years:

FY2020-21 FY2021-22 FY2022-23

TOTAL **\$2,400,000**



Responsible Staff Member:

Hoon Hahn

Title: City Engineer

Phone: (805) 385-7832

Email: Hoon.Hahn@oxnard.org

Funding Priority Level



New or Expanded Services

Third & Navarro Streets Sewer Pipeline Improvements

Utilities



Third Street & Navarro Street Council District(s): Citywide

Project Description:

Replace 629 linear feet of existing 8-inch sewer pipe with new 12-inch sewer pipe on Third and Navarro Streets to increase capacity.

Purpose and Need:

This project will replace the existing pipe with larger diameter pipe to increase capacity.

General Plan Consistency:

Category: Infrastructure and Community Services

Goal#: ICS- 1

Provision of adequate facilities and services that maintain service levels with adequate funding.



Funding Source

Fund Type	Fund Amount
Wastewater Collection Operating	\$364,869

Fiscal Years:

FY2022-23

TOTAL

\$364,869



Responsible Staff Member:

Hoon Hahn

Title: City Engineer

Phone: (805) 385-7832

Email: Hoon.Hahn@oxnard.org

Funding Priority Level



Asset Preservation

Third Street Lateral Cathodic Protection Replacement

Utilities



Multiple
Council District(s): Citywide

Project Description:

Replace the failed rectifier and deep anode bed; locate and repair discontinuity at Chemical Building number 1; and provide electrical isolation at the main treatment plant.

Purpose and Need:

The cathodic protection for the Third Street lateral pipeline is in poor condition, jeopardizing pipe integrity for this main line of the City's imported water supply.

General Plan Consistency:

Category: Infrastructure and Community Services

Goal#: ICS- 1

Provision of adequate facilities and services that maintain service levels with adequate funding.



Funding Source

Fund Type	Fund Amount
Water Operating Fund	\$360,000

Fiscal Years:

FY2020-21 FY2021-22

TOTAL **\$360,000**



Responsible Staff Member:

Hoon Hahn

Title: City Engineer

Phone: (805) 385-7832

Email: Hoon.Hahn@oxnard.org

Funding Priority Level



Asset Preservation

Transmission Main Cathodic Protection Installation

Utilities



Multiple
Council District(s): Citywide

Project Description:

Install a new cathodic protection system to protect the Del Norte Transmission Main pipeline from pipe corrosion.

Purpose and Need:

The cathodic stations for the Del Norte Transmission Main pipeline are in poor condition, jeopardizing pipe integrity for this main line of the City's imported water supply.

General Plan Consistency:

Category: Infrastructure and Community Services

Goal#: ICS- 1

Provision of adequate facilities and services that maintain service levels with adequate funding.



Funding Source

Fund Type	Fund Amount
Water Operating Fund	\$450,000

Fiscal Years:

FY2020-21 FY2021-22

TOTAL**\$450,000**

Responsible Staff Member:

Hoon Hahn

Title: City Engineer

Phone: (805) 385-7832

Email: Hoon.Hahn@oxnard.org

Funding Priority Level



Asset Preservation

Ventura Road Sewer Pipeline Improvements

Utilities



Ventura Road Between Doris Avenue & Little Farms Road Council District(s): Citywide

Project Description:

Replace 2,400 linear feet of existing 10-inch sewer pipe with new 15-inch sewer pipe on Ventura Road between Doris Avenue and Little Farms Road to increase capacity.

Purpose and Need:

This project will replace the existing pipe with larger diameter pipe to increase capacity.



General Plan Consistency:

Category: Infrastructure and Community Services

Goal#: ICS- 1

Provision of adequate facilities and services that maintain service levels with adequate funding.

Funding Source

Fund Type	Fund Amount
Wastewater Collection Operating	\$1,755,197

Fiscal Years:

FY2022-23 FY2023-24

TOTAL
\$1,755,197


Responsible Staff Member:

Hoon Hahn

Title: City Engineer

Phone: (805) 385-7832

Email: Hoon.Hahn@oxnard.org

Funding Priority Level



Asset Preservation

Video Surveillance System at Del Norte - Phase II

Utilities



111 South Del Norte Boulevard
Council District(s): Citywide

Project Description:

Install 46 surveillance cameras in phase II of a digital video security system at the Del Norte Regional Recycling facility.

Purpose and Need:

Phase I installed 21 cameras in FY 2016-17. The additional cameras will expand video surveillance oversight of the facility, improving safety, security and employee training operations.

General Plan Consistency:

Category: Infrastructure and Community Services

Goal#: ICS- 19

Adequate and effective law enforcement and the incorporation of crime prevention features in developments.

Fiscal Years:

FY2019-20



Funding Source

Fund Type	Fund Amount
ER Sec & Contamination	\$300,000

TOTAL**\$300,000**

Responsible Staff Member:

Hoon Hahn

Title: City Engineer

Phone: (805) 385-7832

Email: Hoon.Hahn@oxnard.org

Funding Priority Level



New or Expanded Services

Water System SCADA Improvements

Utilities



251 South Hayes Street
Council District(s): Citywide

Project Description:

Replace control cabinets, software installation, and programming, network upgrades and control room upgrades related to the supervisory control and data acquisition (SCADA).

Purpose and Need:

SCADA allows for remote monitoring and control of various processes and equipment. SCADA upgrades are required at the Water Yard as the existing hardware and software is nearing the end of its useful life and many parts are now obsolete.

General Plan Consistency:

Category: Infrastructure and Community Services

Goal#: ICS- 1

Provision of adequate facilities and services that maintain service levels with adequate funding.



Funding Source

Fund Type	Fund Amount
Water Operating Fund	\$2,000,000

Fiscal Years:

FY2019-20 FY2020-21

TOTAL \$2,000,000



Responsible Staff Member:

Hoon Hahn

Title: City Engineer

Phone: (805) 385-7832

Email: Hoon.Hahn@oxnard.org

Funding Priority Level



Asset Preservation

Water Treatment Facility & Storage Expansion

Utilities



251 South Hayes Street
Council District(s): Citywide

Project Description:

Expansion of the disinfection system is required at blending station numbers 1 and 6. A 1.5-million gallon tank and booster pump station is proposed for installation at the Water Yard.

Purpose and Need:

Expanding this facility is necessary to ensure reliability of potable water supply. Additional storage is also required at the Water Yard to expand capacity for operational storage.

General Plan Consistency:

Category: Infrastructure and Community Services

Goal#: ICS- 11

Water supply, quality, distribution, and storage adequate for existing and future development.



Funding Source

Fund Type	Fund Amount
Water Operating Fund	\$4,825,000

Fiscal Years:

FY2021-22 FY2022-23 FY2023-24

TOTAL* \$4,825,000

* Funding required after 2023-24: \$1,800,000



Responsible Staff Member:

Hoon Hahn

Title: City Engineer

Phone: (805) 385-7832

Email: Hoon.Hahn@oxnard.org

Funding Priority Level



New or Expanded Services

Water Utility Security Improvements

Utilities



Multiple
Council District(s): Citywide

Project Description:

Upgrades to cameras, fencing and access control at the Water Yard and at all water blending stations.

Purpose and Need:

Security upgrades are required at the Water Yard and at blending stations as the existing infrastructure is deteriorating and compromised.



General Plan Consistency:

Category: Infrastructure and Community Services

Goal#: ICS- 1

Provision of adequate facilities and services that maintain service levels with adequate funding.

Funding Source

Fund Type	Fund Amount
Security-Contam.Prev.Fund	\$786,000

Fiscal Years:

FY2019-20 FY2020-21 FY2021-22 FY2022-23

TOTAL

\$786,000



Responsible Staff Member:

Hoon Hahn

Title: City Engineer

Phone: (805) 385-7832

Email: Hoon.Hahn@oxnard.org

Funding Priority Level



Asset Preservation

Wooley Road Groundwater Supply Cathodic Protection

Utilities



Multiple
Council District(s): Citywide

Project Description:

Replace missing cathodic protection test station and add two additional test stations along the water pipeline. Replace rectifiers and anode ground beds and resurvey.

Purpose and Need:

The cathodic stations for the Wooley Road Groundwater Supply Line are in poor condition, jeopardizing pipe integrity for this main line of the City's imported water supply.

General Plan Consistency:

Category: Infrastructure and Community Services

Goal#: ICS- 1

Provision of adequate facilities and services that maintain service levels with adequate funding.



Funding Source

Fund Type	Fund Amount
Water Operating Fund	\$160,000

Fiscal Years:

FY2020-21

TOTAL \$160,000



Responsible Staff Member:

Hoon Hahn

Title: City Engineer

Phone: (805) 385-7832

Email: Hoon.Hahn@oxnard.org

Funding Priority Level



Asset Preservation

Appendix A: Estimated Project Costs by Fiscal Year, by Funding Source

Funding Source	Project Title	Previous Appropriation	Recommended FY2019-20	Proposed FY2020-21	Proposed FY2021-22	Proposed FY2022-23	Proposed FY2023-24	Proposed Future	Total	
									Estimated Cost	Page No.
2006 TAB HERO	Council Chambers Remodel Cypress (Garden City Acres)	-	300,000	-	-	-	-	-	300,000	34
2006 TAB HERO	Park Improvements Oxnard PAL Facility	-	350,000	-	-	-	-	-	350,000	66
2006 TAB HERO	Rehabilitation	-	2,298,000	-	-	-	-	-	2,298,000	43
Roof Replacement - PACC										
2006 TAB HERO	Ventura/Oxnard Rental Spaces	-	250,000	-	-	-	-	-	250,000	51
2006 TAB HERO	Roof Replacement - South Oxnard Center	-	475,000	-	-	-	-	-	475,000	52
2006 TAB HERO	Saviors Road Street Resurfacing South Oxnard Center M/PE Upgrade (including Fire System) & Other Repairs	-	1,100,000	-	-	-	-	-	1,100,000	148
2006 TAB HERO	2006 TAB Ormond Beach	-	250,000	-	-	-	-	-	250,000	55
2006 TAB HERO	Bicycle & Pedestrian Facilities Bryce Canyon South	-	500,000	-	-	-	-	-	500,000	86
2014 Lease Revenue	Neighborhood Street Resurfacing	240,600	1,059,400	-	-	-	-	-	1,300,000	90
2014 Lease Revenue	Colonia Road Street Resurfacing	165,000	935,000	-	-	-	-	-	1,100,000	100
Air Pollution Buydown Fee	B Street Improvements	-	35,000	405,000	-	-	-	-	440,000	82
Air Pollution Buydown Fee	Bicycle & Pedestrian Facilities Etting Road Bicycle & Pedestrian Facilities	83,423	-	-	-	-	-	-	83,423	86
Air Pollution Buydown Fee	Installation	-	30,000	218,000	-	-	-	-	248,000	111
Air Pollution Buydown Fee	Flashing Pedestrian Beacon Installation	-	25,020	-	-	-	-	-	25,020	115
Air Pollution Buydown Fee	La Colonia Green Alleys	-	50,000	-	-	-	-	-	50,000	126
Air Pollution Buydown Fee	Oxnard Boulevard Bicycle Facilities Installation	13,403	-	-	-	-	-	-	13,403	134
Air Pollution Buydown Fee	Rose Avenue Sidewalk Installation	121,031	75,000	-	-	-	-	-	196,031	143
Air Pollution Buydown Fee	Route 23 Bus Stop Installation	-	6,740	60,660	-	-	-	-	67,400	146

**Colored font indicates project has multiple funding sources.*

Appendix A: Estimated Project Costs by Fiscal Year, by Funding Source

Funding Source	Project Title	Previous Appropriation	Recommended FY2019-20	Proposed FY2020-21	Proposed FY2021-22	Proposed FY2022-23	Proposed FY2023-24	Proposed Future	Total	
									Estimated Cost	Page No.
Air Pollution Buydown Fee	Ventura Boulevard Sidewalk - Rose Avenue to Balboa Street	236,791	100,000	-	-	-	-	-	336,791	159
CDBG Entitlement	1450 Rose Avenue Renovations	209,669	250,331	-	-	-	-	-	460,000	23
CDBG Entitlement	Community Center East Park Improvements - Phase I	-	450,000	-	-	-	-	-	450,000	64
CDBG Entitlement	Community Center East Park Improvements - Phase II	-	450,000	-	-	-	-	-	450,000	65
CFD #5-Riverpark Maint. Fd	Central Park Fountain Control Room Renovation	-	50,000	450,000	-	-	-	-	500,000	63
CFD #5-Riverpark Maint. Fd	East Park Playground Resurfacing	-	155,000	-	-	-	-	-	155,000	68
CFD #5-Riverpark Maint. Fd	Riverpark Irrigation Control System Replacement	-	180,000	-	-	-	-	-	180,000	73
CFD #5-Riverpark Maint. Fd	Vineyards Park Playground Resurfacing	-	110,000	-	-	-	-	-	110,000	78
Circulation Sys.Impr.Fees	Adaptive Traffic Signals	-	250,000	1,277,000	-	-	-	-	1,527,000	81
Circulation Sys.Impr.Fees	Oxnard Boulevard Bicycle Facilities Installation	-	-	210,474	-	-	-	-	210,474	134
Circulation Sys.Impr.Fees	Traffic Signal Modernization	-	560,000	560,000	560,000	560,000	560,000	-	2,800,000	156
ER Sec & Contamination	Video Surveillance System at Del Norte - Phase II	-	300,000	-	-	-	-	-	300,000	219
Fed.Transport. Multiyear Grants	Bicycle & Pedestrian Facilities	58,536	962,630	-	-	-	-	-	1,021,166	86
Fed.Transport. Multiyear Grants	Edison Canal Bridge Rehabilitation	76,225	-	-	2,272,103	-	-	-	2,348,328	110
Fed.Transport. Multiyear Grants	Flashing Pedestrian Beacon Installation	39,986	325,814	-	-	-	-	-	365,800	115
Fed.Transport. Multiyear Grants	Mandalay Bay Bridge Rehabilitation	68,040	-	-	373,162	-	-	-	441,202	129
Fed.Transport. Multiyear Grants	Oxnard Boulevard Bicycle Facilities Installation	-	100,000	1,280,303	-	-	-	-	1,380,303	134
Fed.Transport. Multiyear Grants	Rose Avenue Sidewalk Installation	434,000	-	-	-	-	-	-	434,000	143
Fed.Transport. Multiyear Grants	Route 23 Bus Stop Installation	-	52,021	468,200	-	-	-	-	520,221	146

**Colored font indicates project has multiple funding sources.*

Appendix A: Estimated Project Costs by Fiscal Year, by Funding Source

Funding Source	Project Title	Previous Appropriation	Recommended FY2019-20	Proposed FY2020-21	Proposed FY2021-22	Proposed FY2022-23	Proposed FY2023-24	Proposed Future	Total	
									Estimated Cost	Page No.
Fed.Transport. Multiyear Grants	Ventura Boulevard Sidewalk - Rose Avenue to Balboa Street	914,000	-	-	-	-	-	-	914,000	159
General Fund	Campus-Wide WiFi System	-	100,000	100,000	50,000	-	-	-	250,000	56
General Fund	Carnegie Art Museum Wheelchair Lift	-	150,000	-	-	-	-	-	150,000	27
General Fund	Civic Center West Wing HVAC & EMS	-	25,000	350,000	-	-	-	-	375,000	32
General Fund	Data Center For Disaster Recovery	-	174,000	168,000	138,000	-	-	-	480,000	57
General Fund	Finance Department Remodel	650,000	-	-	-	-	-	-	650,000	36
General Fund	Roof Replacement - City Council Chambers	-	105,000	-	-	-	-	-	105,000	45
General Fund	Roof Replacement - Civic Center, West Wing	-	200,000	-	-	-	-	-	200,000	47
General Fund	Storm Water Catch Basins Full Capture Devices Installation	-	120,000	100,000	100,000	100,000	100,000	-	520,000	153
General Fund	Surveillance & Access Control Installation	-	171,500	119,000	119,000	-	-	-	409,500	62
Golf Course Operating L/M Dist.-Combining Funds	River Ridge Drainage Swale Construction	-	100,000	-	-	-	-	-	100,000	142
L/M Dist.-Combining Funds	Oxnard Trail Light Replacement	-	111,000	-	-	-	-	-	111,000	70
L/M Dist.-Combining Funds	Pfeiler Pocket Park Play Structure Replacement	-	155,000	-	-	-	-	-	155,000	71
LMD #39-D.R. Horton LMD #39-EI Sueno/Promesa	Oxnard Trail Light Replacement	-	29,000	-	-	-	-	-	29,000	70
	Oxnard Trail Light Replacement	-	82,000	-	-	-	-	-	82,000	70
Measure O Sales Tax	Fire Station Alerting System Replacement	-	250,000	200,000	200,000	100,000	-	-	750,000	38
Measure O Sales Tax	Library Technical Efficiency Solutions Replacement	-	375,000	-	-	-	-	-	375,000	41
Measure O Sales Tax	Mandalay Bay Seawalls Roof Replacement - Colonia Park Basketball Gym and Youth Center	-	-	375,000	-	-	-	-	375,000	79
Measure O Sales Tax		-	605,000	-	-	-	-	-	605,000	48

**Colored font indicates project has multiple funding sources.*

Appendix A: Estimated Project Costs by Fiscal Year, by Funding Source

Funding Source	Project Title	Previous Appropriation	Recommended FY2019-20	Proposed FY2020-21	Proposed FY2021-22	Proposed FY2022-23	Proposed FY2023-24	Proposed Future	Total	
									Estimated Cost	Page No.
Measure O Sales Tax	Roof Replacement - Fire Station 5	10,100	500,000	-	-	-	-	-	510,100	49
Measure O Sales Tax	Roof Replacement - Fire Station 6	21,000	541,149	-	-	-	-	-	562,149	50
Measure O Sales Tax	Roof Replacement - PACC Ventura/Oxnard Rental Spaces	-	295,000	-	-	-	-	-	295,000	51
Measure O Sales Tax	Roof Replacement - Sturgis Annex	-	1,025,000	-	-	-	-	-	1,025,000	53
Measure O Sales Tax	Roof Replacement - Wilson Senior Center Complex	-	400,000	-	-	-	-	-	400,000	54
Measure O Sales Tax	Tennis Court Resurfacing	-	530,000	-	-	-	-	-	530,000	76
Measure O Sales Tax	Traffic Signal Modernization	-	1,000,000	1,000,000	1,000,000	1,000,000	-	-	5,000,000	156
Park Fees-Quimby Reserve	Cypress (Garden City Acres) Park Improvements	-	342,000	-	-	-	-	-	342,000	66
PEG Fees Capital Improve	Council Chambers Remodel	-	1,300,000	-	-	-	-	-	1,300,000	34
Resource	Hueneme Road Recycled Water Pipeline - Phase II	2,200,000	11,300,000	2,820,000	-	-	-	-	16,320,000	195
RMRA Gas Tax (2032 H (2))	College Park Neighborhood Street Resurfacing Commercial Central	-	132,335	-	-	-	-	-	132,335	99
RMRA Gas Tax (2032 H (2))	Neighborhood Street Resurfacing	-	436,590	-	-	-	-	-	436,590	102
RMRA Gas Tax (2032 H (2))	Five Points Neighborhood Street Resurfacing	-	812,339	-	-	-	-	-	812,339	113
RMRA Gas Tax (2032 H (2))	Golf Course & Victoria Estates Neighborhood Street Resurfacing Hobson Park East	-	226,115	-	-	-	-	-	226,115	118
RMRA Gas Tax (2032 H (2))	Neighborhood Street Resurfacing	-	1,169,000	-	-	-	-	-	1,169,000	122
RMRA Gas Tax (2032 H (2))	Wilson Neighborhood Street Resurfacing	-	1,554,506	-	-	-	-	-	1,554,506	165
Security-Contam. Prev. Fund	Automated Meter Infrastructure Replacement	-	100,000	-	-	-	-	-	100,000	172
Security-Contam. Prev. Fund	Water Utility Security Improvements	-	50,000	300,000	286,000	150,000	-	-	786,000	222
Solid Waste Operating	Data Center For Disaster Recovery	-	58,000	56,000	46,000	-	-	-	160,000	57

**Colored font indicates project has multiple funding sources.*

Appendix A: Estimated Project Costs by Fiscal Year, by Funding Source

Funding Source	Project Title	Previous Appropriation	Recommended FY2019-20	Proposed FY2020-21	Proposed FY2021-22	Proposed FY2022-23	Proposed FY2023-24	Proposed Future	Total	
									Estimated Cost	Page No.
Solid Waste Operating	Roof Repair – Del Norte Facility Surveillance & Access Control Installation	-	500,000	-	-	-	-	-	500,000	210
Solid Waste Operating		-	24,500	17,000	17,000	-	-	-	58,500	62
State/Local-Multiyear Grants	Electrical Improvements at the Wastewater Treatment Plant	-	-	2,400,000	7,100,000	-	-	-	9,500,000	190
State/Local-Multiyear Grants	La Colonia Green Alleys	222,326	977,674	-	-	-	-	-	1,200,000	126
State/Local-Multiyear Grants	Mandalay Bay Bridge Rehabilitation	5,735	-	-	-	-	-	-	5,735	129
Storm Drain Facility Fee	West Fifth Street Storm Drain Commercial Area Street Resurfacing	-	1,200,000	5,300,000	-	-	-	-	6,500,000	163
Street Maintenance	Edison Canal Bridge Rehabilitation	123,500	950,000	-	-	-	-	-	1,073,500	101
Street Maintenance	Five Points Neighborhood Street Resurfacing	25,000	100,000	-	294,375	-	-	-	419,375	110
Street Maintenance	La Colonia Green Alleys Mandalay Bay Bridge Rehabilitation	-	123,921	-	-	-	-	-	123,921	113
Street Maintenance		-	50,000	-	-	-	-	-	50,000	126
Street Maintenance	Rose Avenue Street Resurfacing	25,000	75,000	-	42,800	-	-	-	142,800	129
Street Maintenance	Vineyard Avenue Resurfacing - Phase II	94,250	725,000	-	-	-	-	-	819,250	162
TBD	Mandalay Bay Seawalls	-	-	2,250,000	-	-	-	-	2,250,000	79
TDA/LTF3-BI/PED FND- 99234	B Street Improvements	-	-	60,000	-	-	-	-	60,000	82
TDA/LTF3-BI/PED FND- 99234	Bicycle & Pedestrian Facilities	228,250	-	-	-	-	-	-	228,250	86
TDA/LTF3-BI/PED FND- 99234	Flashing Pedestrian Beacon Installation	13,604	2,798	-	-	-	-	-	16,402	115
TDA/LTF8-CIP Fund- 99400a	Edison Canal Bridge Rehabilitation	14,000	-	-	-	-	-	-	14,000	110
TDA/LTF8-CIP Fund- 99400a	Mandalay Bay Bridge Rehabilitation	6,000	-	-	-	-	-	-	6,000	129
Traffic Safety Fund	Bicycle & Pedestrian Facilities	166,630	-	-	-	-	-	-	166,630	86

*Colored font indicates project has multiple funding sources.

Appendix A: Estimated Project Costs by Fiscal Year, by Funding Source

Funding Source	Project Title	Previous Appropriation	Recommended FY2019-20	Proposed FY2020-21	Proposed FY2021-22	Proposed FY2022-23	Proposed FY2023-24	Proposed Future	Total	
									Estimated Cost	Page No.
Transportation Grant-State	Etting Road Bicycle & Pedestrian Facilities Installation	-	120,000	871,000	-	-	-	-	991,000	111
Transportation Grant-State	Oxnard Boulevard Bicycle Facilities Installation	57,000	-	-	-	-	-	-	57,000	134
Wastewater Collection Operating	Central Trunk Sewer Manhole Replacement - Phase I	-	200,000	2,400,000	-	-	-	-	2,600,000	182
Wastewater Collection Operating	Central Trunk Sewer Pipe Replacement	-	195,000	897,000	2,808,000	-	-	-	3,900,000	183
Wastewater Collection Operating	Data Center For Disaster Recovery	-	29,000	28,000	23,000	-	-	-	80,000	57
Wastewater Collection Operating	Sewer Collection System - Odor Reduction Program	-	200,000	1,320,000	2,880,000	-	-	-	4,400,000	212
Wastewater Collection Operating	Surveillance & Access Control Installation	-	24,500	17,000	17,000	-	-	-	58,500	62
Wastewater Sec & Contamination	Site Security Improvements at the Wastewater Treatment Plant	62,000	150,000	420,000	-	-	-	-	632,000	213
Wastewater Treatment Operations	Activated Sludge Tank (AST) Replacement	130,000	-	915,000	830,000	400,000	-	-	2,275,000	168
Wastewater Treatment Operations	Electrical Improvements at the Wastewater Treatment Plant	650,000	-	5,140,000	51,000	1,600,000	-	-	7,441,000	190
Wastewater Treatment Operations	Motor Control Center (MCC) Construction	275,000	-	1,540,000	1,000,000	-	-	-	2,815,000	200
Wastewater Treatment Operations	New Maintenance Storage Building	430,000	-	4,100,000	-	-	-	-	4,530,000	202
Wastewater Treatment Operations	Reliability Improvements at the Wastewater Treatment Plant	1,200,000	-	3,100,000	3,180,000	3,000,000	-	-	10,480,000	208
Water Operating Fund	Aquifer Storage and Recovery (ASR) Completion	-	500,000	1,300,000	551,000	4,000,000	3,875,000	-	10,226,000	169
Water Operating Fund	Automated Meter Infrastructure Replacement	-	-	5,725,000	5,725,000	5,725,000	5,725,000	-	22,900,000	172
Water Operating Fund	Blending Station Nos. 1 & 6 Upgrade	-	50,000	1,650,000	850,000	850,000	-	-	3,400,000	180

**Colored font indicates project has multiple funding sources.*

Appendix A: Estimated Project Costs by Fiscal Year, by Funding Source

Funding Source	Project Title	Previous Appropriation	Recommended FY2019-20	Proposed FY2020-21	Proposed FY2021-22	Proposed FY2022-23	Proposed FY2023-24	Proposed Future	Total	
									Estimated Cost	Page No.
Water Operating Fund	Bryce Canyon South Neighborhood Street Resurfacing	160,400	1,339,600	-	-	-	-	-	1,500,000	90
Water Operating Fund	Data Center For Disaster Recovery	-	29,000	28,000	23,000	-	-	-	80,000	57
Water Operating Fund	Neighborhood Cast Iron Pipe Replacement	-	615,000	-	-	-	-	-	615,000	201
Water Operating Fund	Oxnard Water Conduit Pipeline Cathodic Protection	-	150,000	740,000	-	-	-	-	890,000	204
Water Operating Fund	Surveillance & Access Control Installation	-	24,500	17,000	17,000	-	-	-	58,500	62
Water Operating Fund	Water System SCADA Improvements	-	100,000	1,900,000	-	-	-	-	2,000,000	220
Water Resource Fee	AWPF Improvements - Phase I	-	250,000	750,000	-	-	-	-	1,000,000	173
Waterways Assessment District	Mandalay Bay Seawalls	-	220,000	375,000	11,000,000	11,000,000	-	35,000,000	57,595,000	79
2014 Lease Revenue	Fremont North Neighborhood Street Resurfacing	240,600	-	2,500,000	-	-	-	-	2,740,600	116
Air Pollution Buydown Fee	C Street Bicycle Facilities Installation	39,665	-	31,352	-	-	-	-	71,017	91
Air Pollution Buydown Fee	Traffic Signal Modifications	10,350	-	-	-	-	-	-	10,350	157
Circulation Sys.Impr.Fees	Oxnard Boulevard & Saviers Road Signal Improvements	8,690	-	7,130	-	-	-	-	15,820	133
Fed.Transport. Multiyear Grants	C Street Bicycle Facilities Installation	27,825	-	271,933	-	-	-	-	299,758	91
Fed.Transport. Multiyear Grants	Oxnard Boulevard & Saviers Road Signal Improvements	78,210	-	791,570	-	-	-	-	869,780	133
Fed.Transport. Multiyear Grants	Traffic Signal Modifications	103,500	-	1,347,950	-	-	-	-	1,451,450	157
General Fund	Carnegie Art Museum Exterior Painting & Waterproofing	-	-	110,000	-	-	-	-	110,000	25
General Fund	Carnegie Art Museum HVAC & EMS	-	-	250,000	-	-	-	-	250,000	26
General Fund	City Yard Parking Lot Resurfacing	-	-	35,000	650,000	-	-	-	685,000	97

**Colored font indicates project has multiple funding sources.*

Appendix A: Estimated Project Costs by Fiscal Year, by Funding Source

Funding Source	Project Title	Previous Appropriation	Recommended FY2019-20	Proposed FY2020-21	Proposed FY2021-22	Proposed FY2022-23	Proposed FY2023-24	Proposed Future	Total	
									Estimated Cost	Page No.
General Fund	Citywide Alleyway Resurfacing	-	-	-	150,000	150,000	-	-	300,000	98
General Fund	Civic Center West Wing Hazard Abatement & Fireproofing	-	-	185,000	-	-	-	-	185,000	31
General Fund	Fiber Network Expansion	-	-	150,000	250,000	-	-	-	400,000	58
General Fund	IT Data Server Room	-	-	135,000	-	-	-	-	135,000	39
General Fund	Condenser Replacement	-	-	135,000	-	-	-	-	135,000	39
General Fund	IT Networking Hardware Replacement	-	-	854,469	854,469	854,469	854,469	-	3,417,876	59
General Fund	IT Office Renovation	-	-	275,000	-	-	-	-	275,000	40
General Fund	IT Server Upgrades	-	-	114,000	114,000	-	-	-	228,000	60
General Fund	Public Safety Network Infrastructure	-	-	325,000	300,000	-	-	-	625,000	61
General Fund	Roof Replacement - City Yard	-	-	20,000	600,000	-	-	-	620,000	46
General Fund	Southbank Park Improvements	-	-	40,000	260,000	-	-	-	300,000	75
Measure O Sales Tax	Citywide Alleyway Resurfacing	-	-	100,000	100,000	100,000	-	-	300,000	98
Measure O Sales Tax	Door Replacements in Fire Stations	-	-	240,000	240,000	240,000	-	-	720,000	35
Measure O Sales Tax	Lemonwood Park Parcel Development	95,583	-	450,000	-	-	-	-	545,583	69
Measure O Sales Tax	Main Library Interior Painting	-	-	150,000	-	-	-	-	150,000	42
Measure O Sales Tax	PACC - Rental Spaces Upgrade	-	-	1,825,000	-	-	-	-	1,825,000	44
Park Fees-Quimby Reserve	Del Sol Park Improvements - Phase I	-	-	520,000	-	-	-	-	520,000	67
RMRA Gas Tax (2032 H (2))	Cooper Road Resurfacing	204,000	-	1,196,000	-	-	-	-	1,400,000	104
RMRA Gas Tax (2032 H (2))	Fremont South Neighborhood Street Resurfacing	-	-	633,650	-	-	-	-	633,650	117
RMRA Gas Tax (2032 H (2))	Hollywood By The Sea Neighborhood Street Resurfacing	-	-	680,680	-	-	-	-	680,680	123

**Colored font indicates project has multiple funding sources.*

Appendix A: Estimated Project Costs by Fiscal Year, by Funding Source

Funding Source	Project Title	Previous Appropriation	Recommended FY2019-20	Proposed FY2020-21	Proposed FY2021-22	Proposed FY2022-23	Proposed FY2023-24	Proposed Future	Total	
									Estimated Cost	Page No.
RMRA Gas Tax (2032 H (2))	Pleasant Valley Village Neighborhood Street Resurfacing	-	-	556,710	-	-	-	-	556,710	137
	RMRA Gas Tax (2032 H (2))	-	-	946,000	-	-	-	-	946,000	164
Solid Waste Operating	Compressed Natural Gas Facility Construction	-	-	1,275,000	-	-	-	-	1,275,000	186
	Solid Waste Operating IT Server Upgrades	-	-	38,000	38,000	-	-	-	76,000	60
Solid Waste Operating	Scale House Refurbishing Blackstock South	-	-	175,000	-	-	-	-	175,000	211
	Storm Water Neighborhood Storm Drain Construction	-	-	550,000	-	-	-	-	550,000	89
Storm Water Management	Dodge Road Drainage Improvements	-	-	100,000	1,000,000	-	-	-	1,100,000	107
	Street Maintenance	-	-	100,000	100,000	100,000	-	-	300,000	98
Street Maintenance	Citywide Alleyway Resurfacing Commercial Northeast Neighborhood Street Resurfacing	-	-	1,568,390	-	-	-	-	1,568,390	103
	Street Maintenance Doris Avenue Street Resurfacing	-	-	700,000	-	-	-	-	700,000	108
Street Maintenance	La Colonia Thin Maintenance Overlay - Phase II	306,000	-	994,000	-	-	-	-	1,300,000	127
	Street Maintenance Patterson Road Resurfacing	-	-	605,000	-	-	-	-	605,000	135
Street Maintenance	Residential Street Resurfacing	224,400	-	1,375,600	-	-	-	-	1,600,000	138
	Wastewater Collection Operating	-	-	19,000	19,000	-	-	-	38,000	60
Wastewater Collection Operating	IT Server Upgrades Pleasant Valley Sewer Manhole Rehabilitation	-	-	200,000	-	-	-	-	200,000	206
	Wastewater Treatment Operations	-	-	157,500	187,000	-	-	-	344,500	191
Water Operating Fund	Blending Station No. 2 Upgrade	-	-	430,000	-	-	-	-	430,000	176
	Blending Station No. 3 Rehabilitation	-	-	2,500,000	-	-	-	-	2,500,000	177

**Colored font indicates project has multiple funding sources.*

Appendix A: Estimated Project Costs by Fiscal Year, by Funding Source

Funding Source	Project Title	Previous Appropriation	Recommended FY2019-20	Proposed FY2020-21	Proposed FY2021-22	Proposed FY2022-23	Proposed FY2023-24	Proposed Future	Total	
									Estimated Cost	Page No.
Water Operating Fund	Blending Station No. 4 Rehabilitation	-	-	200,000	200,000	-	-	-	400,000	178
Water Operating Fund	Blending Station No. 5 Rehabilitation	-	-	100,000	100,000	-	-	-	200,000	179
Water Operating Fund	Blending Station Nos. 1 & 6 Wells Construction	-	-	500,000	500,000	500,000	8,000,000	-	9,500,000	181
Water Operating Fund	Chemical Tank Replacements	-	-	150,000	150,000	150,000	-	-	450,000	184
Water Operating Fund	Coast Zone Modifications	-	-	550,000	350,000	350,000	350,000	-	1,600,000	185
Water Operating Fund	Cooper Road Resurfacing Desalter, Piping & Permeate Tank Cathodic Protection	136,000	-	714,000	-	-	-	-	850,000	104
Water Operating Fund	Installation	-	-	110,000	-	-	-	-	110,000	189
Water Operating Fund	Existing Desalter Upgrades	-	-	775,000	-	-	-	3,000,000	3,775,000	192
Water Operating Fund	Fremont North Neighborhood Street Resurfacing	160,400	-	2,300,000	-	-	-	-	2,460,400	116
Water Operating Fund	IT Server Upgrades	-	-	19,000	19,000	-	-	-	38,000	60
Water Operating Fund	La Colonia Thin Maintenance Overlay - Phase II	204,000	-	2,946,000	-	-	-	-	3,150,000	127
Water Operating Fund	North Zone Modifications	-	-	370,000	370,000	180,000	180,000	-	1,100,000	203
Water Operating Fund	Pipe Capacity Improvements	-	-	1,960,000	1,830,000	1,830,000	1,710,000	-	7,330,000	205
Water Operating Fund	Residential Street Resurfacing	149,600	-	2,450,400	-	-	-	-	2,600,000	138
Water Operating Fund	South Zone Modifications	-	-	800,000	800,000	800,000	-	-	2,400,000	214
Water Operating Fund	Third Street Lateral Cathodic Protection Replacement	-	-	310,000	50,000	-	-	-	360,000	216
Water Operating Fund	Transmission Main Cathodic Protection Installation	-	-	30,000	420,000	-	-	-	450,000	217

**Colored font indicates project has multiple funding sources.*

Appendix A: Estimated Project Costs by Fiscal Year, by Funding Source

Funding Source	Project Title	Previous Appropriation	Recommended FY2019-20	Proposed FY2020-21	Proposed FY2021-22	Proposed FY2022-23	Proposed FY2023-24	Proposed Future	Total	
									Estimated Cost	Page No.
Water Operating Fund	Wooley Road Groundwater	-	-	160,000	-	-	-	-	160,000	223
Capital Growth Fees-Resid	Supply Cathodic Protection	-	-	-	1,500,000	4,000,000	-	-	5,500,000	37
Circulation	Fire Station 4 Rebuild	-	-	-	-	-	-	-	-	-
Sys.Impr.Fees	Rice Avenue & Fifth Street	1,415,021	-	-	-	-	-	-	1,415,021	140
Circulation	Railroad Grade Separation	-	-	-	-	-	-	-	-	-
Sys.Impr.Fees	Tšumaš Creek Drainage and Linear Park Construction	-	-	-	600,000	-	-	-	600,000	158
Fed.Transport.	Rice Avenue & Fifth Street	-	-	-	-	-	-	-	-	-
Multiyear Grants	Railroad Grade Separation	4,760,000	-	-	5,000,000	-	-	-	9,760,000	140
General Fund	City Hall HVAC & EMS	-	-	-	450,000	-	-	-	450,000	28
General Fund	Civic Center East Wing HVAC & EMS	-	-	-	152,500	-	-	-	152,500	29
General Fund	Civic Center West Wing Elevator	-	-	-	200,000	-	-	-	200,000	30
General Fund	Civic Center West Wing Office Remodel	-	-	-	800,000	-	-	-	800,000	33
General Fund	Pleasant Valley Park Court Resurfacing	-	-	-	340,000	-	-	-	340,000	72
Measure O Sales Tax	1500 Camino Del Sol Facility Repairs	-	-	-	310,000	-	-	-	310,000	24
Measure O Sales Tax	1500 Camino Del Sol Parking Lot	-	-	-	200,000	-	-	-	200,000	80
	Blackstock North Neighborhood Street Resurfacing	-	-	-	145,500	582,500	-	-	728,000	88
Measure O Sales Tax	Fire Station 4 Rebuild	-	-	-	300,000	-	-	-	300,000	37
Measure O Sales Tax	Resurfacing Main Police Station Parking Lot	-	-	-	425,000	-	-	-	425,000	139
Park Fees-Quimby Reserve	Seaview Park Improvements	-	-	-	1,500,000	-	-	-	1,500,000	74
Park Fees-Quimby Reserve	Tšumaš Creek Drainage and Linear Park Construction	-	-	-	3,000,000	-	-	-	3,000,000	158
RMRA Gas Tax (2032 H (2))	East Gonzales Road Street Resurfacing	-	-	-	1,090,000	-	-	-	1,090,000	109
	Lemonwood Eastmont Neighborhood Street Resurfacing	-	-	-	1,340,570	-	-	-	1,340,570	128
RMRA Gas Tax (2032 H (2))	Via Marina Neighborhood Street Resurfacing	-	-	-	1,130,840	-	-	-	1,130,840	161

**Colored font indicates project has multiple funding sources.*

Appendix A: Estimated Project Costs by Fiscal Year, by Funding Source

Funding Source	Project Title	Previous Appropriation	Recommended FY2019-20	Proposed FY2020-21	Proposed FY2021-22	Proposed FY2022-23	Proposed FY2023-24	Proposed Future	Total	
									Estimated Cost	Page No.
Solid Waste Operating	Del Norte Facility Waste	-	-	-	287,500	-	-	-	287,500	188
	Tipping Floor Restoration	-	-	-	-	-	-	-	-	-
	Diamond Bar Neighborhood	-	-	-	400,400	-	-	-	400,400	106
State Gas Tax	Street Resurfacing	-	-	-	-	-	-	-	-	-
	Sea View Estates	-	-	-	-	-	-	-	-	-
	Neighborhood Street	-	-	-	-	-	-	-	-	-
State Gas Tax	Resurfacing	-	-	-	867,680	-	-	-	867,680	150
	Blackstock North	-	-	-	-	-	-	-	-	-
	Neighborhood Storm Drain	-	-	-	-	-	-	-	-	-
Storm Water Management	Construction	-	-	-	600,000	3,100,000	-	-	3,700,000	87
	Kamala Park Neighborhood	-	-	-	-	-	-	-	-	-
	Street Resurfacing	-	-	-	1,835,807	-	-	-	1,835,807	125
Street Maintenance	North Oxnard Boulevard	-	-	-	-	-	-	-	-	-
	Resurfacing	-	-	-	1,161,000	-	-	-	1,161,000	131
	Rose Park Neighborhood Street	-	-	-	-	-	-	-	-	-
Street Maintenance	Resurfacing	-	-	-	667,590	-	-	-	667,590	145
	South Oxnard Boulevard Street	-	-	-	-	-	-	-	-	-
	Resurfacing	-	-	-	1,700,000	-	-	-	1,700,000	151
TBD	Harbor Boulevard Edison Canal	-	-	-	-	-	-	-	-	-
	Bridge Widening	-	-	-	300,000	1,000,000	1,000,000	-	2,300,000	119
	Hemlock Street Pedestrian	-	-	-	200,000	1,500,000	-	-	1,700,000	120
TBD	Safety Improvements	-	-	-	-	-	-	-	-	-
	Terrace Avenue Bridge	-	-	-	40,000	580,000	-	-	620,000	154
	Rehabilitation	-	-	-	-	-	-	-	-	-
TBD	Wooley Road Pedestrian	-	-	-	300,000	100,000	2,000,000	-	2,400,000	166
	Improvements	-	-	-	-	-	-	-	-	-
	Rice Avenue & Fifth Street	-	-	-	56,200,000	-	-	-	56,200,000	140
TCEP	Railroad Grade Separation	12,406,000	-	-	-	-	-	-	12,406,000	140
Wastewater Collection Operating	Asbestos Concrete Sewer Pipe Replacement	-	-	-	500,000	500,000	500,000	450,000	1,950,000	171
	Harbor Boulevard Sewer	-	-	-	-	-	-	-	-	-
	Manhole Replacement	-	-	-	100,000	-	-	-	100,000	194
Wastewater Collection Operating	Lift Station No. 20	-	-	-	-	-	-	-	-	-
	Improvements	-	-	-	300,000	-	-	-	300,000	199
	Lift Station No. 4	-	-	-	-	-	-	-	-	-
Wastewater Collection Operating	Improvements	-	-	-	500,000	-	-	-	500,000	197
	Lift Station No. 6 (Wooley & Canal)	-	-	-	500,000	-	-	-	500,000	198
	Improvements	-	-	-	-	-	-	-	-	-

**Colored font indicates project has multiple funding sources.*

Appendix A: Estimated Project Costs by Fiscal Year, by Funding Source

Funding Source	Project Title	Previous Appropriation	Recommended FY2019-20	Proposed FY2020-21	Proposed FY2021-22	Proposed FY2022-23	Proposed FY2023-24	Proposed Future	Total	
									Estimated Cost	Page No.
Water Cap. Facility Fund	Aquifer Storage and Recovery (ASR) Wells Construction	-	-	-	1,300,000	1,300,000	5,200,000	-	7,800,000	170
Water Cap. Facility Fund	AWPF Improvements - Phase II	-	-	-	10,000,000	4,584,000	13,749,334	-	28,333,334	174
Water Cap. Facility Fund	AWPF Recycled Water Storage Construction	-	-	-	1,500,000	1,500,000	1,500,000	1,500,000	6,000,000	175
Water Cap. Facility Fund	Recycled Water Pond Construction	-	-	-	400,000	1,200,000	-	-	1,600,000	207
Water Operating Fund	Fire Flow Upgrade	-	-	-	10,465,000	-	-	-	10,465,000	193
Water Operating Fund	Industrial Lateral Cathodic Protection Installation	-	-	-	130,000	-	-	-	130,000	196
Water Operating Fund	Water Treatment Facility & Storage Expansion	-	-	-	1,000,000	1,500,000	2,325,000	1,800,000	6,625,000	221
Water Operating Fund	San Geronio & First Street Circulation	-	-	-	-	150,000	1,500,000	-	1,650,000	147
Sys.Impr.Fees	Realignment	-	-	-	-	-	-	-	-	-
General Fund	City Hall & Civic Center Parking Lot Resurfacing	-	-	-	-	500,000	-	-	500,000	96
General Fund	Fifth Street Storm Drain Installation	-	-	-	-	200,000	800,000	-	1,000,000	112
General Fund	Bartolo Square North Neighborhood Street Resurfacing	-	-	-	-	589,404	-	-	589,404	84
Measure O Sales Tax	Bartolo Square South Neighborhood Street Resurfacing	-	-	-	-	794,509	-	-	794,509	85
Measure O Sales Tax	Cal-Gisler Neighborhood Street Slurry - Phase II	-	-	-	-	1,388,352	-	-	1,388,352	94
Measure O Sales Tax	Hemlock Street Resurfacing	-	-	-	-	360,000	-	-	360,000	121
Measure O Sales Tax	J Street Resurfacing	-	-	-	-	868,000	-	-	868,000	124
Measure O Sales Tax	Pleasant Valley Road Street Resurfacing	-	-	-	-	955,000	-	-	955,000	136
Measure O Sales Tax	Ventura Road Street Resurfacing	-	-	-	-	1,971,000	-	-	1,971,000	160
Measure O Sales Tax	Via Marina Park Renovation	-	-	-	-	50,000	-	-	50,000	77
Park Fees-Quimby Reserve	Via Marina Park Renovation	-	-	-	-	100,000	1,115,952	-	1,215,952	77

**Colored font indicates project has multiple funding sources.*

Appendix A: Estimated Project Costs by Fiscal Year, by Funding Source

Funding Source	Project Title	Previous Appropriation	Recommended FY2019-20	Proposed FY2020-21	Proposed FY2021-22	Proposed FY2022-23	Proposed FY2023-24	Proposed Future	Total	
									Estimated Cost	Page No.
RMRA Gas Tax (2032 H (2))	Marina West Neighborhood Street Resurfacing	-	-	-	-	1,567,720	-	-	1,567,720	130
RMRA Gas Tax (2032 H (2))	Sea Air Neighborhood Street Resurfacing	-	-	-	-	849,710	-	-	849,710	149
RMRA Gas Tax (2032 H (2))	Wooley Road Resurfacing	-	-	-	-	1,300,000	-	-	1,300,000	167
State Gas Tax	Southwinds Neighborhood Street Resurfacing	-	-	-	-	684,530	-	-	684,530	152
State Gas Tax	Terrace Estates Neighborhood Street Resurfacing	-	-	-	-	629,860	-	-	629,860	155
Storm Water Management	Bartolo Square North Neighborhood Storm Drain	-	-	-	-	400,000	2,000,000	-	2,400,000	83
Street Maintenance	Cabrillo Neighborhood Street Resurfacing	-	-	-	-	1,747,900	-	-	1,747,900	92
Street Maintenance	Carriage Square Neighborhood Street Resurfacing	-	-	-	-	1,596,160	-	-	1,596,160	95
Street Maintenance	Ormond Beach Neighborhood Street Resurfacing	-	-	-	-	573,650	-	-	573,650	132
TBD	Cypress Road Railroad Pedestrian Crossing	-	-	-	-	223,000	580,000	-	803,000	105
Wastewater Coll Connection Fee	Rice Avenue Sewer Pipeline Improvements	50,000	-	-	-	30,000	1,300,000	-	1,380,000	209
Wastewater Collection Operating	Third & Navarro Streets Sewer Pipeline Improvements	-	-	-	-	364,869	-	-	364,869	215
Wastewater Collection Operating	Ventura Road Sewer Pipeline Improvements	-	-	-	-	649,423	1,105,774	-	1,755,197	218
Water Operating Fund	Condition Assessment Program Acquisition	-	-	-	-	300,000	-	-	300,000	187
General Fund	Five Points Storm Drain	-	-	-	-	-	500,000	-	500,000	114
Measure O Sales Tax	Rice Avenue Street Resurfacing	-	-	-	-	-	2,175,000	-	2,175,000	141
RMRA Gas Tax (2032 H (2))	Rice Avenue Street Resurfacing	390,000	-	-	-	-	2,175,000	-	2,565,000	141
Storm Water Management	Cal-Gisler Neighborhood Storm Drain Construction	-	-	-	-	-	1,000,000	7,000,000	8,000,000	93

**Colored font indicates project has multiple funding sources.*

Appendix A: Estimated Project Costs by Fiscal Year, by Funding Source

Funding Source	Project Title	Previous Appropriation	Recommended FY2019-20	Proposed FY2020-21	Proposed FY2021-22	Proposed FY2022-23	Proposed FY2023-24	Proposed Future	Estimated Cost	Page No.
Wastewater Collection	Rice Avenue Street	260,000	-	-	-	-	-	-	260,000	141
Operating	Resurfacing									

*Colored font indicates project has multiple funding sources.

Appendix B: Estimated Project Costs by Fiscal Year, by District

District	Project Title	Previous Appropriation	Recommended FY2019-20	Proposed FY2020-21	Proposed FY2021-22	Proposed FY2022-23	Proposed FY2023-24	Proposed Future	Total	
									Estimated Cost	Page No.
1	Adaptive Traffic Signals	-	250,000	1,277,000	-	-	-	-	1,527,000	81
	Edison Canal Bridge									
1	Rehabilitation	115,225	100,000	-	2,566,478	-	-	-	2,781,703	110
	Golf Course & Victoria Estates									
1	Neighborhood Street	-	226,115	-	-	-	-	-	226,115	118
	Resurfacing									
	Mandalay Bay Bridge									
1	Rehabilitation	104,775	75,000	-	415,962	-	-	-	595,737	129
	Mandalay Bay Seawalls									
1	River Ridge Drainage Swale	-	220,000	3,000,000	11,000,000	11,000,000	-	35,000,000	60,220,000	79
	Construction									
1	Roof Replacement - Fire Station	-	100,000	-	-	-	-	-	100,000	142
	6									
1	Roof Replacement - Fire Station	21,000	541,149	-	-	-	-	-	562,149	50
	Adaptive Traffic Signals									
2	Central Park Fountain Control	-	250,000	1,277,000	-	-	-	-	1,527,000	81
	Room Renovation									
2	East Park Playground	-	50,000	450,000	-	-	-	-	500,000	63
	Resurfacing									
2	East Park Playground	-	155,000	-	-	-	-	-	155,000	68
	Resurfacing									
2	Oxnard Boulevard Bicycle									
2	Facilities Installation	70,403	100,000	1,490,777	-	-	-	-	1,661,180	134
	Riverpark Irrigation Control									
2	System Replacement	-	180,000	-	-	-	-	-	180,000	73
	Roof Replacement - Wilson									
2	Senior Center Complex	-	400,000	-	-	-	-	-	400,000	54
	Rose Avenue Sidewalk									
2	Installation	555,031	75,000	-	-	-	-	-	630,031	143
	Ventura Boulevard Sidewalk -									
2	Rose Avenue to Balboa Street	1,150,791	100,000	-	-	-	-	-	1,250,791	159
	Vineyard Avenue Resurfacing -									
2	Phase II	94,250	725,000	-	-	-	-	-	819,250	162
	Vineyards Park Playground									
2	Resurfacing	-	110,000	-	-	-	-	-	110,000	78
	Wilson Neighborhood Street									
2	Resurfacing	-	1,554,506	-	-	-	-	-	1,554,506	165
	Adaptive Traffic Signals									
3	Adaptive Traffic Signals	-	250,000	1,277,000	-	-	-	-	1,527,000	81

*Colored font indicates project crosses multiple districts.

Appendix B: Estimated Project Costs by Fiscal Year, by District

District	Project Title	Previous Appropriation	Recommended FY2019-20	Proposed FY2020-21	Proposed FY2021-22	Proposed FY2022-23	Proposed FY2023-24	Proposed Future	Total	
									Estimated Cost	Page No.
3	Colonia Road Street Resurfacing	165,000	935,000	-	-	-	-	-	1,100,000	100
3	La Colonia Green Alleys	222,326	1,077,674	-	-	-	-	-	1,300,000	126
3	Oxnard Trail Light Replacement	-	222,000	-	-	-	-	-	222,000	70
3	Pfeiler Pocket Park Play Structure Replacement	-	155,000	-	-	-	-	-	155,000	71
3	Roof Replacement - Colonia Park Basketball Gym and Youth Center	-	605,000	-	-	-	-	-	605,000	48
	Roof Replacement - Fire Station 5	10,100	500,000	-	-	-	-	-	510,100	49
3	West Fifth Street Storm Drain	-	1,200,000	5,300,000	-	-	-	-	6,500,000	163
4	1450 Rose Avenue Renovations	209,669	250,331	-	-	-	-	-	460,000	23
4	Adaptive Traffic Signals	-	250,000	1,277,000	-	-	-	-	1,527,000	81
4	B Street Improvements	-	35,000	465,000	-	-	-	-	500,000	82
4	Carnegie Art Museum Wheelchair Lift	-	150,000	-	-	-	-	-	150,000	27
4	Commercial Central Neighborhood Street Resurfacing	-	436,590	-	-	-	-	-	436,590	102
4	Community Center East Park Improvements - Phase I	-	450,000	-	-	-	-	-	450,000	64
4	Community Center East Park Improvements - Phase II	-	450,000	-	-	-	-	-	450,000	65
4	Five Points Neighborhood Street Resurfacing	-	936,260	-	-	-	-	-	936,260	113
4	Hobson Park East Neighborhood Street Resurfacing	-	1,169,000	-	-	-	-	-	1,169,000	122
4	Library Technical Efficiency Solutions Replacement	-	375,000	-	-	-	-	-	375,000	41
4	Oxnard PAL Facility Rehabilitation	-	2,298,000	-	-	-	-	-	2,298,000	43

**Colored font indicates project crosses multiple districts.*

Appendix B: Estimated Project Costs by Fiscal Year, by District

District	Project Title	Previous Appropriation	Recommended FY2019-20	Proposed FY2020-21	Proposed FY2021-22	Proposed FY2022-23	Proposed FY2023-24	Proposed Future	Total	
									Estimated Cost	Page No.
4	Roof Replacement - PACC Ventura/Oxnard Rental Spaces	-	545,000	-	-	-	-	-	545,000	51
4	Rose Avenue Street Resurfacing	-	950,000	-	-	-	-	-	950,000	144
4	Saviers Road Street Resurfacing	-	1,100,000	-	-	-	-	-	1,100,000	148
4	Tennis Court Resurfacing	-	530,000	-	-	-	-	-	530,000	76
4	Wilson Neighborhood Street Resurfacing	-	1,554,506	-	-	-	-	-	1,554,506	165
5	College Park Neighborhood Street Resurfacing	-	132,335	-	-	-	-	-	132,335	99
5	Cypress (Garden City Acres) Park Improvements	-	692,000	-	-	-	-	-	692,000	66
5	Etting Road Bicycle & Pedestrian Facilities Installation	-	150,000	1,089,000	-	-	-	-	1,239,000	111
5	Roof Replacement - South Oxnard Center	-	475,000	-	-	-	-	-	475,000	52
5	Rose Avenue Street Resurfacing	-	950,000	-	-	-	-	-	950,000	144
5	Saviers Road Street Resurfacing	-	1,100,000	-	-	-	-	-	1,100,000	148
5	South Oxnard Center MPE Upgrade (including Fire System) & Other Repairs	-	250,000	-	-	-	-	-	250,000	55
6	Bryce Canyon South Neighborhood Street Resurfacing	401,000	2,399,000	-	-	-	-	-	2,800,000	90
6	Commercial Central Neighborhood Street Resurfacing	-	436,590	-	-	-	-	-	436,590	102
6	Saviers Road Street Resurfacing	-	1,100,000	-	-	-	-	-	1,100,000	148
Citywide	Activated Sludge Tank (AST) Replacement	130,000	-	915,000	830,000	400,000	-	-	2,275,000	168

*Colored font indicates project crosses multiple districts.

Appendix B: Estimated Project Costs by Fiscal Year, by District

District	Project Title	Previous Appropriation	Recommended FY2019-20	Proposed FY2020-21	Proposed FY2021-22	Proposed FY2022-23	Proposed FY2023-24	Proposed Future	Total	
									Estimated Cost	Page No.
Citywide	Aquifer Storage and Recovery (ASR) Completion	-	500,000	1,300,000	551,000	4,000,000	3,875,000	-	10,226,000	169
Citywide	Automated Meter Infrastructure Replacement	-	100,000	5,725,000	5,725,000	5,725,000	-	-	23,000,000	172
Citywide	AWPF Improvements - Phase I	-	250,000	750,000	-	-	-	-	1,000,000	173
Citywide	Bicycle & Pedestrian Facilities	536,839	1,462,630	-	-	-	-	-	1,999,469	86
Citywide	Blending Station Nos. 1 & 6 Upgrade	-	50,000	1,650,000	850,000	850,000	-	-	3,400,000	180
Citywide	Campus-Wide WiFi System	-	100,000	100,000	50,000	-	-	-	250,000	56
Citywide	Central Trunk Sewer Manhole Replacement - Phase I	-	200,000	2,400,000	-	-	-	-	2,600,000	182
Citywide	Central Trunk Sewer Pipe Replacement	-	195,000	897,000	2,808,000	-	-	-	3,900,000	183
Citywide	Civic Center West Wing HVAC & EMS	-	25,000	350,000	-	-	-	-	375,000	32
Citywide	Commercial Area Street Resurfacing	123,500	950,000	-	-	-	-	-	1,073,500	101
Citywide	Council Chambers Remodel	-	1,600,000	-	-	-	-	-	1,600,000	34
Citywide	Data Center For Disaster Recovery	-	290,000	280,000	230,000	-	-	-	800,000	57
Citywide	Electrical Improvements at the Wastewater Treatment Plant	650,000	-	7,540,000	7,151,000	1,600,000	-	-	16,941,000	190
Citywide	Finance Department Remodel	650,000	-	-	-	-	-	-	650,000	36
Citywide	Fire Station Alerting System Replacement	-	250,000	200,000	200,000	100,000	-	-	750,000	38
Citywide	Flashing Pedestrian Beacon Installation	53,590	353,632	-	-	-	-	-	407,222	115
Citywide	Hueneme Road Recycled Water Pipeline - Phase II	2,200,000	11,300,000	2,820,000	-	-	-	-	16,320,000	195
Citywide	Motor Control Center (MCC) Construction	275,000	-	1,540,000	1,000,000	-	-	-	2,815,000	200

*Colored font indicates project crosses multiple districts.

Appendix B: Estimated Project Costs by Fiscal Year, by District

District	Project Title	Previous Appropriation	Recommended FY2019-20	Proposed FY2020-21	Proposed FY2021-22	Proposed FY2022-23	Proposed FY2023-24	Proposed Future	Total	
									Estimated Cost	Page No.
Citywide	Neighborhood Cast Iron Pipe Replacement	-	615,000	-	-	-	-	-	615,000	201
Citywide	New Maintenance Storage Building	430,000	-	4,100,000	-	-	-	-	4,530,000	202
Citywide	Oxnard Water Conduit Pipeline Cathodic Protection	-	150,000	740,000	-	-	-	-	890,000	204
Citywide	Reliability Improvements at the Wastewater Treatment Plant	1,200,000	-	3,100,000	3,180,000	3,000,000	-	-	10,480,000	208
Citywide	Roof Repair - Del Norte Facility	-	500,000	-	-	-	-	-	500,000	210
Citywide	Roof Replacement - City Council Chambers	-	105,000	-	-	-	-	-	105,000	45
Citywide	Roof Replacement - Civic Center, West Wing	-	200,000	-	-	-	-	-	200,000	47
Citywide	Roof Replacement - Sturgis Annex	-	1,025,000	-	-	-	-	-	1,025,000	53
Citywide	Route 23 Bus Stop Installation	-	58,761	528,860	-	-	-	-	587,621	146
Citywide	Sewer Collection System - Odor Reduction Program	-	200,000	1,320,000	2,880,000	-	-	-	4,400,000	212
Citywide	Site Security Improvements at the Wastewater Treatment Plant	62,000	150,000	420,000	-	-	-	-	632,000	213
Citywide	Storm Water Catch Basins Full Capture Devices Installation	-	120,000	100,000	100,000	100,000	100,000	-	520,000	153
Citywide	Surveillance & Access Control Installation	-	245,000	170,000	170,000	-	-	-	585,000	62
Citywide	Traffic Signal Modernization	-	1,560,000	1,560,000	1,560,000	1,560,000	1,560,000	-	7,800,000	156
Citywide	Video Surveillance System at Del Norte - Phase II	-	300,000	-	-	-	-	-	300,000	219
Citywide	Water System SCADA Improvements	-	100,000	1,900,000	-	-	-	-	2,000,000	220

**Colored font indicates project crosses multiple districts.*

Appendix B: Estimated Project Costs by Fiscal Year, by District

District	Project Title	Previous Appropriation	Recommended FY2019-20	Proposed FY2020-21	Proposed FY2021-22	Proposed FY2022-23	Proposed FY2023-24	Proposed Future	Total	
									Estimated Cost	Page No.
Citywide	Water Utility Security Improvements	-	50,000	300,000	286,000	150,000	-	-	786,000	222
1	Doris Avenue Street Resurfacing Hollywood By The Sea	-	-	700,000	-	-	-	-	700,000	108
1	Neighborhood Street Resurfacing	-	-	680,680	-	-	-	-	680,680	123
1	Patterson Road Resurfacing	-	-	605,000	-	-	-	-	605,000	135
1	Southbank Park Improvements	-	-	40,000	260,000	-	-	-	300,000	75
1	West Gonzales Road Street Resurfacing	-	-	946,000	-	-	-	-	946,000	164
2	Doris Avenue Street Resurfacing	-	-	700,000	-	-	-	-	700,000	108
2	Fremont North Neighborhood Street Resurfacing	401,000	-	4,800,000	-	-	-	-	5,201,000	116
2	Fremont South Neighborhood Street Resurfacing	-	-	633,650	-	-	-	-	633,650	117
2	West Gonzales Road Street Resurfacing Commercial Northeast	-	-	946,000	-	-	-	-	946,000	164
3	Neighborhood Street Resurfacing	-	-	1,568,390	-	-	-	-	1,568,390	103
3	Cooper Road Resurfacing	340,000	-	1,910,000	-	-	-	-	2,250,000	104
3	Del Sol Park Improvements - Phase I	-	-	520,000	-	-	-	-	520,000	67
3	La Colonia Thin Maintenance Overlay - Phase II	510,000	-	3,940,000	-	-	-	-	4,450,000	127
4	C Street Bicycle Facilities Installation	67,490	-	303,285	-	-	-	-	370,775	91
4	Carnegie Art Museum Exterior Painting & Waterproofing	-	-	110,000	-	-	-	-	110,000	25

**Colored font indicates project crosses multiple districts.*

Appendix B: Estimated Project Costs by Fiscal Year, by District

District	Project Title	Previous Appropriation	Recommended FY2019-20	Proposed FY2020-21	Proposed FY2021-22	Proposed FY2022-23	Proposed FY2023-24	Proposed Future	Total	
									Estimated Cost	Page No.
4	Carnegie Art Museum HVAC & EMS	-	-	250,000	-	-	-	-	250,000	26
4	Main Library Interior Painting	-	-	150,000	-	-	-	-	150,000	42
4	PACC - Rental Spaces Upgrade	-	-	1,825,000	-	-	-	-	1,825,000	44
4	Patterson Road Resurfacing	-	-	605,000	-	-	-	-	605,000	135
5	Dodge Road Drainage Improvements	-	-	100,000	1,000,000	-	-	-	1,100,000	107
5	Lemonwood Park Parcel Development	95,583	-	450,000	-	-	-	-	545,583	69
6	Blackstock South Neighborhood Storm Drain Construction	-	-	550,000	-	-	-	-	550,000	89
6	Pleasant Valley Village Neighborhood Street Resurfacing	-	-	556,710	-	-	-	-	556,710	137
Citywide	Blending Station No. 2 Upgrade	-	-	430,000	-	-	-	-	430,000	176
Citywide	Blending Station No. 3 Rehabilitation	-	-	2,500,000	-	-	-	-	2,500,000	177
Citywide	Blending Station No. 4 Rehabilitation	-	-	200,000	200,000	-	-	-	400,000	178
Citywide	Blending Station No. 5 Rehabilitation	-	-	100,000	100,000	-	-	-	200,000	179
Citywide	Blending Station Nos. 1 & 6 Wells Construction	-	-	500,000	500,000	500,000	8,000,000	-	9,500,000	181
Citywide	Chemical Tank Replacements	-	-	150,000	150,000	150,000	-	-	450,000	184
Citywide	City Yard Parking Lot Resurfacing	-	-	35,000	650,000	-	-	-	685,000	97
Citywide	Citywide Alleyway Resurfacing	-	-	200,000	350,000	350,000	-	-	900,000	98
Citywide	Civic Center West Wing Hazard Abatement & Fireproofing	-	-	185,000	-	-	-	-	185,000	31

**Colored font indicates project crosses multiple districts.*

Appendix B: Estimated Project Costs by Fiscal Year, by District

District	Project Title	Previous Appropriation	Recommended FY2019-20	Proposed FY2020-21	Proposed FY2021-22	Proposed FY2022-23	Proposed FY2023-24	Proposed Future	Total	
									Estimated Cost	Page No.
Citywide	Coast Zone Modifications	-	-	550,000	350,000	350,000	350,000	-	1,600,000	185
Citywide	Compressed Natural Gas Facility Construction	-	-	1,275,000	-	-	-	-	1,275,000	186
	Desalter, Piping & Permeate Tank Cathodic Protection Installation	-	-	110,000	-	-	-	-	110,000	189
Citywide	Door Replacements in Fire Stations	-	-	240,000	240,000	240,000	-	-	720,000	35
Citywide	Electrical Vault Rehabilitation	-	-	157,500	187,000	-	-	-	344,500	191
Citywide	Existing Desalter Upgrades	-	-	775,000	-	-	-	3,000,000	3,775,000	192
Citywide	Fiber Network Expansion	-	-	150,000	250,000	-	-	-	400,000	58
Citywide	IT Data Server Room Condenser Replacement	-	-	135,000	-	-	-	-	135,000	39
Citywide	IT Networking Hardware Replacement	-	-	854,469	854,469	854,469	854,469	-	3,417,876	59
Citywide	IT Office Renovation	-	-	275,000	-	-	-	-	275,000	40
Citywide	IT Server Upgrades	-	-	190,000	190,000	-	-	-	380,000	60
Citywide	North Zone Modifications	-	-	370,000	370,000	180,000	180,000	-	1,100,000	203
Citywide	Oxnard Boulevard & Saviers Road Signal Improvements	86,900	-	798,700	-	-	-	-	885,600	133
Citywide	Pipe Capacity Improvements	-	-	1,960,000	1,830,000	1,830,000	1,710,000	-	7,330,000	205
Citywide	Pleasant Valley Sewer Manhole Rehabilitation	-	-	200,000	-	-	-	-	200,000	206
Citywide	Public Safety Network Infrastructure	-	-	325,000	300,000	-	-	-	625,000	61
Citywide	Residential Street Resurfacing	374,000	-	3,826,000	-	-	-	-	4,200,000	138
Citywide	Roof Replacement - City Yard	-	-	20,000	600,000	-	-	-	620,000	46
Citywide	Scale House Refurbishing	-	-	175,000	-	-	-	-	175,000	211
Citywide	South Zone Modifications	-	-	800,000	800,000	800,000	-	-	2,400,000	214

**Colored font indicates project crosses multiple districts.*

Appendix B: Estimated Project Costs by Fiscal Year, by District

District	Project Title	Previous Appropriation	Recommended FY2019-20	Proposed FY2020-21	Proposed FY2021-22	Proposed FY2022-23	Proposed FY2023-24	Proposed Future	Total	
									Estimated Cost	Page No.
Citywide	Third Street Lateral Cathodic Protection Replacement	-	-	310,000	50,000	-	-	-	360,000	216
Citywide	Traffic Signal Modifications	113,850	-	1,347,950	-	-	-	-	1,461,800	157
Citywide	Transmission Main Cathodic Protection Installation	-	-	30,000	420,000	-	-	-	450,000	217
Citywide	Wooley Road Groundwater Supply Cathodic Protection	-	-	160,000	-	-	-	-	160,000	223
1	Harbor Boulevard Edison Canal Bridge Widening	-	-	-	300,000	1,000,000	1,000,000	-	2,300,000	119
1	Hemlock Street Pedestrian Safety Improvements	-	-	-	200,000	1,500,000	-	-	1,700,000	120
1	Sea View Estates Neighborhood Street Resurfacing	-	-	-	867,680	-	-	-	867,680	150
1	Seaview Park Improvements	-	-	-	1,500,000	-	-	-	1,500,000	74
1	Via Marina Neighborhood Street Resurfacing	-	-	-	1,130,840	-	-	-	1,130,840	161
2	Fire Station 4 Rebuild	-	-	-	1,800,000	4,000,000	-	-	5,800,000	37
2	North Oxnard Boulevard Resurfacing	-	-	-	1,161,000	-	-	-	1,161,000	131
3	1500 Camino Del Sol Facility Repairs	-	-	-	310,000	-	-	-	310,000	24
3	1500 Camino Del Sol Parking Lot	-	-	-	200,000	-	-	-	200,000	80
3	East Gonzales Road Street Resurfacing	-	-	-	1,090,000	-	-	-	1,090,000	109
3	North Oxnard Boulevard Resurfacing	-	-	-	1,161,000	-	-	-	1,161,000	131
3	Rice Avenue & Fifth Street Railroad Grade Separation	18,581,021	-	-	61,200,000	-	-	-	79,781,021	140
3	Rose Park Neighborhood Street Resurfacing	-	-	-	667,590	-	-	-	667,590	145
4	Hemlock Street Pedestrian Safety Improvements	-	-	-	200,000	1,500,000	-	-	1,700,000	120

**Colored font indicates project crosses multiple districts.*

Appendix B: Estimated Project Costs by Fiscal Year, by District

District	Project Title	Previous Appropriation	Recommended FY2019-20	Proposed FY2020-21	Proposed FY2021-22	Proposed FY2022-23	Proposed FY2023-24	Proposed Future	Total	
									Estimated Cost	Page No.
4	Kamala Park Neighborhood Street Resurfacing	-	-	-	1,835,807	-	-	-	1,835,807	125
4	North Oxnard Boulevard Resurfacing	-	-	-	1,161,000	-	-	-	1,161,000	131
4	South Oxnard Boulevard Street Resurfacing	-	-	-	1,700,000	-	-	-	1,700,000	151
4	Wooley Road Pedestrian Improvements	-	-	-	300,000	100,000	2,000,000	-	2,400,000	166
5	Diamond Bar Neighborhood Street Resurfacing	-	-	-	400,400	-	-	-	400,400	106
5	Lemonwood Eastmont Neighborhood Street Resurfacing	-	-	-	1,340,570	-	-	-	1,340,570	128
5	Pleasant Valley Park Court Resurfacing	-	-	-	340,000	-	-	-	340,000	72
5	Terrace Avenue Bridge Rehabilitation	-	-	-	40,000	580,000	-	-	620,000	154
6	Blackstock North Neighborhood Storm Drain Construction	-	-	-	600,000	3,100,000	-	-	3,700,000	87
6	Blackstock North Neighborhood Street Resurfacing	-	-	-	145,500	582,500	-	-	728,000	88
6	Tsumaš Creek Drainage and Linear Park Construction	-	-	-	3,600,000	-	-	-	3,600,000	158
Citywide	Aquifer Storage and Recovery (ASR) Wells Construction	-	-	-	1,300,000	1,300,000	5,200,000	-	7,800,000	170
Citywide	Asbestos Concrete Sewer Pipe Replacement	-	-	-	500,000	500,000	500,000	450,000	1,950,000	171
Citywide	AWPF Improvements - Phase II	-	-	-	10,000,000	4,584,000	13,749,334	-	28,333,334	174
Citywide	AWPF Recycled Water Storage Construction	-	-	-	1,500,000	1,500,000	1,500,000	1,500,000	6,000,000	175
Citywide	City Hall HVAC & EMS	-	-	-	450,000	-	-	-	450,000	28

**Colored font indicates project crosses multiple districts.*

Appendix B: Estimated Project Costs by Fiscal Year, by District

District	Project Title	Previous Appropriation	Recommended FY2019-20	Proposed FY2020-21	Proposed FY2021-22	Proposed FY2022-23	Proposed FY2023-24	Proposed Future	Total	
									Estimated Cost	Page No.
Citywide	Civic Center East Wing HVAC & EMS	-	-	-	152,500	-	-	-	152,500	29
Citywide	Civic Center West Wing Elevator	-	-	-	200,000	-	-	-	200,000	30
Citywide	Civic Center West Wing Office Remodel	-	-	-	800,000	-	-	-	800,000	33
Citywide	Del Norte Facility Waste Tipping Floor Restoration	-	-	-	287,500	-	-	-	287,500	188
Citywide	Fire Flow Upgrade	-	-	-	10,465,000	-	-	-	10,465,000	193
Citywide	Harbor Boulevard Sewer Manhole Replacement	-	-	-	100,000	-	-	-	100,000	194
Citywide	Industrial Lateral Cathodic Protection Installation	-	-	-	130,000	-	-	-	130,000	196
Citywide	Lift Station No. 20 Improvements	-	-	-	300,000	-	-	-	300,000	199
Citywide	Lift Station No. 4 Improvements	-	-	-	500,000	-	-	-	500,000	197
Citywide	Lift Station No. 6 (Wooley & Canal) Improvements	-	-	-	500,000	-	-	-	500,000	198
Citywide	Recycled Water Pond Construction	-	-	-	400,000	1,200,000	-	-	1,600,000	207
Citywide	Resurfacing Main Police Station Parking Lot	-	-	-	425,000	-	-	-	425,000	139
Citywide	Water Treatment Facility & Storage Expansion	-	-	-	1,000,000	1,500,000	2,325,000	1,800,000	6,625,000	221
1	Cabrillo Neighborhood Street Resurfacing	-	-	-	-	1,747,900	-	-	1,747,900	92
1	Hemlock Street Resurfacing	-	-	-	-	360,000	-	-	360,000	121
1	Sea Air Neighborhood Street Resurfacing	-	-	-	-	849,710	-	-	849,710	149
1	Ventura Road Street Resurfacing	-	-	-	-	1,971,000	-	-	1,971,000	160
1	Via Marina Park Renovation	-	-	-	-	150,000	1,115,952	-	1,265,952	77
1	Wooley Road Resurfacing	-	-	-	-	1,300,000	-	-	1,300,000	167

**Colored font indicates project crosses multiple districts.*

Appendix B: Estimated Project Costs by Fiscal Year, by District

District	Project Title	Previous Appropriation	Recommended FY2019-20	Proposed FY2020-21	Proposed FY2021-22	Proposed FY2022-23	Proposed FY2023-24	Proposed Future	Total	
									Estimated Cost	Page No.
2	Carriage Square Neighborhood Street Resurfacing	-	-	-	-	1,596,160	-	-	1,596,160	95
2	Ventura Road Street Resurfacing	-	-	-	-	1,971,000	-	-	1,971,000	160
3	San Geronio & First Street Realignment	-	-	-	-	150,000	1,500,000	-	1,650,000	147
4	Bartolo Square North Neighborhood Storm Drain	-	-	-	-	400,000	2,000,000	-	2,400,000	83
4	Bartolo Square North Neighborhood Street Resurfacing	-	-	-	-	589,404	-	-	589,404	84
4	Bartolo Square South Neighborhood Street Resurfacing	-	-	-	-	794,509	-	-	794,509	85
4	Fifth Street Storm Drain Installation	-	-	-	-	200,000	800,000	-	1,000,000	112
4	Hemlock Street Resurfacing	-	-	-	-	360,000	-	-	360,000	121
4	J Street Resurfacing	-	-	-	-	868,000	-	-	868,000	124
4	Marina West Neighborhood Street Resurfacing	-	-	-	-	1,567,720	-	-	1,567,720	130
4	Ventura Road Street Resurfacing	-	-	-	-	1,971,000	-	-	1,971,000	160
4	Wooley Road Resurfacing	-	-	-	-	1,300,000	-	-	1,300,000	167
5	Cypress Road Railroad Pedestrian Crossing	-	-	-	-	223,000	580,000	-	803,000	105
5	Ormond Beach Neighborhood Street Resurfacing	-	-	-	-	573,650	-	-	573,650	132
5	Pleasant Valley Road Street Resurfacing	-	-	-	-	955,000	-	-	955,000	136
5	Terrace Estates Neighborhood Street Resurfacing	-	-	-	-	629,860	-	-	629,860	155
6	Cal-Gisler Neighborhood Street Slurry - Phase II	-	-	-	-	1,388,352	-	-	1,388,352	94

**Colored font indicates project crosses multiple districts.*

Appendix B: Estimated Project Costs by Fiscal Year, by District

District	Project Title	Previous Appropriation	Recommended FY2019-20	Proposed FY2020-21	Proposed FY2021-22	Proposed FY2022-23	Proposed FY2023-24	Proposed Future	Total	
									Estimated Cost	Page No.
6	J Street Resurfacing	-	-	-	-	868,000	-	-	868,000	124
Ormond Beach Neighborhood										
6	Street Resurfacing	-	-	-	-	573,650	-	-	573,650	132
6	Pleasant Valley Road Street Resurfacing	-	-	-	-	955,000	-	-	955,000	136
Southwinds Neighborhood										
6	Street Resurfacing	-	-	-	-	684,530	-	-	684,530	152
City Hall & Civic Center Parking										
Citywide	Lot Resurfacing	-	-	-	-	500,000	-	-	500,000	96
Condition Assessment Program										
Citywide	Acquisition	-	-	-	-	300,000	-	-	300,000	187
Rice Avenue Sewer Pipeline										
Citywide	Improvements	50,000	-	-	-	30,000	1,300,000	-	1,380,000	209
Third & Navarro Streets Sewer										
Citywide	Pipeline Improvements	-	-	-	-	364,869	-	-	364,869	215
Ventura Road Sewer Pipeline										
Citywide	Improvements	-	-	-	-	649,423	1,105,774	-	1,755,197	218
3	Rice Avenue Street Resurfacing	650,000	-	-	-	-	4,350,000	-	5,000,000	141
4	Five Points Storm Drain	-	-	-	-	-	500,000	-	500,000	114
Cal-Gisler Neighborhood Storm										
6	Drain Construction	-	-	-	-	-	1,000,000	7,000,000	8,000,000	93

**Colored font indicates project crosses multiple districts.*

Appendix C: Estimated Project Costs by Fiscal Year

Project Title	Previous Appropriation	Recommended FY2019-20	Proposed FY2020-21	Proposed FY2021-22	Proposed FY2022-23	Proposed FY2023-24	Proposed Future	Total	
								Estimated Cost	Page No.
1450 Rose Avenue Renovations	209,669	250,331	-	-	-	-	-	460,000	23
Activated Sludge Tank (AST) Replacement	130,000	-	915,000	830,000	400,000	-	-	2,275,000	168
Adaptive Traffic Signals	-	250,000	1,277,000	-	-	-	-	1,527,000	81
Aquifer Storage and Recovery (ASR) Completion	-	500,000	1,300,000	551,000	4,000,000	3,875,000	-	10,226,000	169
Automated Meter Infrastructure Replacement	-	100,000	5,725,000	5,725,000	5,725,000	5,725,000	-	23,000,000	172
AWPF Improvements - Phase I	-	250,000	750,000	-	-	-	-	1,000,000	173
B Street Improvements	-	35,000	465,000	-	-	-	-	500,000	82
Bicycle & Pedestrian Facilities	536,839	1,462,630	-	-	-	-	-	1,999,469	86
Blending Station Nos. 1 & 6 Upgrade	-	50,000	1,650,000	850,000	850,000	-	-	3,400,000	180
Bryce Canyon South Neighborhood Street Resurfacing	401,000	2,399,000	-	-	-	-	-	2,800,000	90
Campus-Wide WiFi System	-	100,000	100,000	50,000	-	-	-	250,000	56
Carnegie Art Museum Wheelchair Lift	-	150,000	-	-	-	-	-	150,000	27
Central Park Fountain Control Room Renovation	-	50,000	450,000	-	-	-	-	500,000	63
Central Trunk Sewer Manhole Replacement - Phase I	-	200,000	2,400,000	-	-	-	-	2,600,000	182
Central Trunk Sewer Pipe Replacement	-	195,000	897,000	2,808,000	-	-	-	3,900,000	183
Civic Center West Wing HVAC & EMS	-	25,000	350,000	-	-	-	-	375,000	32
College Park Neighborhood Street Resurfacing	-	132,335	-	-	-	-	-	132,335	99
Colonia Road Street Resurfacing	165,000	935,000	-	-	-	-	-	1,100,000	100
Commercial Area Street Resurfacing	123,500	950,000	-	-	-	-	-	1,073,500	101
Commercial Central Neighborhood Street Resurfacing	-	436,590	-	-	-	-	-	436,590	102
Community Center East Park Improvements - Phase I	-	450,000	-	-	-	-	-	450,000	64
Community Center East Park Improvements - Phase II	-	450,000	-	-	-	-	-	450,000	65

Appendix C: Estimated Project Costs by Fiscal Year

Project Title	Previous Appropriation	Recommended FY2019-20	Proposed FY2020-21	Proposed FY2021-22	Proposed FY2022-23	Proposed FY2023-24	Proposed Future	Total	
								Estimated Cost	Page No.
Council Chambers Remodel Cypress (Garden City Acres) Park Improvements	-	1,600,000	-	-	-	-	-	1,600,000	34
Data Center For Disaster Recovery	-	692,000	-	-	-	-	-	692,000	66
East Park Playground Resurfacing	-	290,000	280,000	230,000	-	-	-	800,000	57
Edison Canal Bridge Rehabilitation	-	155,000	-	-	-	-	-	155,000	68
Electrical Improvements at the Wastewater Treatment Plant	115,225	100,000	-	2,566,478	-	-	-	2,781,703	110
Etting Road Bicycle & Pedestrian Facilities Installation	650,000	-	7,540,000	7,151,000	1,600,000	-	-	16,941,000	190
Finance Department Remodel	-	150,000	1,089,000	-	-	-	-	1,239,000	111
Fire Station Alerting System Replacement	650,000	-	-	-	-	-	-	650,000	36
Five Points Neighborhood Street Resurfacing	-	250,000	200,000	200,000	100,000	-	-	750,000	38
Flashing Pedestrian Beacon Installation	-	936,260	-	-	-	-	-	936,260	113
Golf Course & Victoria Estates Neighborhood Street Resurfacing	53,590	353,632	-	-	-	-	-	407,222	115
Hobson Park East Neighborhood Street Resurfacing	-	226,115	-	-	-	-	-	226,115	118
Hueneme Road Recycled Water Pipeline - Phase II	-	1,169,000	-	-	-	-	-	1,169,000	122
La Colonia Green Alleys	2,200,000	11,300,000	2,820,000	-	-	-	-	16,320,000	195
Library Technical Efficiency Solutions Replacement	222,326	1,077,674	-	-	-	-	-	1,300,000	126
Mandalay Bay Bridge Rehabilitation	-	375,000	-	-	-	-	-	375,000	41
Mandalay Bay Seawalls	104,775	75,000	-	415,962	-	-	-	595,737	129
Motor Control Center (MCC) Construction	-	220,000	3,000,000	11,000,000	11,000,000	-	35,000,000	60,220,000	79
Neighborhood Cast Iron Pipe Replacement	275,000	-	1,540,000	1,000,000	-	-	-	2,815,000	200
New Maintenance Storage Building	-	615,000	-	-	-	-	-	615,000	201
Oxnard Boulevard Bicycle Facilities Installation	430,000	-	4,100,000	-	-	-	-	4,530,000	202
	70,403	100,000	1,490,777	-	-	-	-	1,661,180	134

Appendix C: Estimated Project Costs by Fiscal Year

Project Title	Previous Appropriation	Recommended FY2019-20	Proposed FY2020-21	Proposed FY2021-22	Proposed FY2022-23	Proposed FY2023-24	Proposed Future	Total		Page No.
								Estimated Cost	Cost	
Oxnard PAL Facility Rehabilitation	-	2,298,000	-	-	-	-	-	2,298,000	43	
Oxnard Trail Light Replacement	-	222,000	-	-	-	-	-	222,000	70	
Oxnard Water Conduit Pipeline	-	150,000	740,000	-	-	-	-	890,000	204	
Catholic Protection	-	155,000	-	-	-	-	-	155,000	71	
Pfeiler Pocket Park Play Structure Replacement	-	155,000	-	-	-	-	-	155,000	71	
Reliability Improvements at the Wastewater Treatment Plant	1,200,000	-	3,100,000	3,180,000	3,000,000	-	-	10,480,000	208	
River Ridge Drainage Swale Construction	-	100,000	-	-	-	-	-	100,000	142	
Riverpark Irrigation Control System Replacement	-	180,000	-	-	-	-	-	180,000	73	
Roof Repair - Del Norte Facility	-	500,000	-	-	-	-	-	500,000	210	
Roof Replacement - City Council Chambers	-	105,000	-	-	-	-	-	105,000	45	
Roof Replacement - Civic Center, West Wing	-	200,000	-	-	-	-	-	200,000	47	
Roof Replacement - Colonia Park Basketball Gym and Youth Center	-	605,000	-	-	-	-	-	605,000	48	
Roof Replacement - Fire Station 5	10,100	500,000	-	-	-	-	-	510,100	49	
Roof Replacement - Fire Station 6	21,000	541,149	-	-	-	-	-	562,149	50	
Roof Replacement - PACC Ventura/Oxnard Rental Spaces	-	545,000	-	-	-	-	-	545,000	51	
Roof Replacement - South Oxnard Center	-	475,000	-	-	-	-	-	475,000	52	
Roof Replacement - Sturgis Annex	-	1,025,000	-	-	-	-	-	1,025,000	53	
Roof Replacement - Wilson Senior Center Complex	-	400,000	-	-	-	-	-	400,000	54	
Rose Avenue Sidewalk Installation	555,031	75,000	-	-	-	-	-	630,031	143	
Rose Avenue Street Resurfacing	-	950,000	-	-	-	-	-	950,000	144	
Route 23 Bus Stop Installation	-	58,761	528,860	-	-	-	-	587,621	146	
Saviors Road Street Resurfacing	-	1,100,000	-	-	-	-	-	1,100,000	148	
Sewer Collection System - Odor Reduction Program	-	200,000	1,320,000	2,880,000	-	-	-	4,400,000	212	
Site Security Improvements at the Wastewater Treatment Plant	62,000	150,000	420,000	-	-	-	-	632,000	213	

Appendix C: Estimated Project Costs by Fiscal Year

Project Title	Previous Appropriation	Recommended FY2019-20	Proposed FY2020-21	Proposed FY2021-22	Proposed FY2022-23	Proposed FY2023-24	Proposed Future	Total Estimated Cost	Page No.
South Oxnard Center MPE Upgrade (including Fire System) & Other Repairs	-	250,000	-	-	-	-	-	250,000	55
Storm Water Catch Basins Full Capture Devices Installation	-	120,000	100,000	100,000	100,000	100,000	-	520,000	153
Surveillance & Access Control Installation	-	245,000	170,000	170,000	-	-	-	585,000	62
Tennis Court Resurfacing	-	530,000	-	-	-	-	-	530,000	76
Traffic Signal Modernization	-	1,560,000	1,560,000	1,560,000	1,560,000	1,560,000	-	7,800,000	156
Ventura Boulevard Sidewalk - Rose Avenue to Balboa Street	1,150,791	100,000	-	-	-	-	-	1,250,791	159
Video Surveillance System at Del Norte - Phase II	-	300,000	-	-	-	-	-	300,000	219
Vineyard Avenue Resurfacing - Phase II	94,250	725,000	-	-	-	-	-	819,250	162
Vineyards Park Playground Resurfacing	-	110,000	-	-	-	-	-	110,000	78
Water System SCADA Improvements	-	100,000	1,900,000	-	-	-	-	2,000,000	220
Water Utility Security Improvements	-	50,000	300,000	286,000	150,000	-	-	786,000	222
West Fifth Street Storm Drain	-	1,200,000	5,300,000	-	-	-	-	6,500,000	163
Wilson Neighborhood Street Resurfacing	-	1,554,506	-	-	-	-	-	1,554,506	165
Blackstock South Neighborhood Storm Drain Construction	-	-	550,000	-	-	-	-	550,000	89
Blending Station No. 2 Upgrade	-	-	430,000	-	-	-	-	430,000	176
Blending Station No. 3 Rehabilitation	-	-	2,500,000	-	-	-	-	2,500,000	177
Blending Station No. 4 Rehabilitation	-	-	200,000	200,000	-	-	-	400,000	178
Blending Station No. 5 Rehabilitation	-	-	100,000	100,000	-	-	-	200,000	179
Blending Station Nos. 1 & 6 Wells Construction	-	-	500,000	500,000	500,000	8,000,000	-	9,500,000	181
C Street Bicycle Facilities Installation	67,490	-	303,285	-	-	-	-	370,775	91

Appendix C: Estimated Project Costs by Fiscal Year

Project Title	Previous Appropriation	Recommended FY2019-20	Proposed FY2020-21	Proposed FY2021-22	Proposed FY2022-23	Proposed FY2023-24	Proposed Future	Total Estimated Cost	Page No.
Carnegie Art Museum Exterior Painting & Waterproofing	-	-	110,000	-	-	-	-	110,000	25
Carnegie Art Museum HVAC & EMS	-	-	250,000	-	-	-	-	250,000	26
Chemical Tank Replacements	-	-	150,000	150,000	150,000	-	-	450,000	184
City Yard Parking Lot Resurfacing	-	-	35,000	650,000	-	-	-	685,000	97
Citywide Alleyway Resurfacing	-	-	200,000	350,000	350,000	-	-	900,000	98
Civic Center West Wing Hazard Abatement & Fireproofing	-	-	185,000	-	-	-	-	185,000	31
Coast Zone Modifications	-	-	550,000	350,000	350,000	350,000	-	1,600,000	185
Commercial Northeast Neighborhood Street Resurfacing	-	-	1,568,390	-	-	-	-	1,568,390	103
Compressed Natural Gas Facility Construction	-	-	1,275,000	-	-	-	-	1,275,000	186
Cooper Road Resurfacing	340,000	-	1,910,000	-	-	-	-	2,250,000	104
Del Sol Park Improvements - Phase I	-	-	520,000	-	-	-	-	520,000	67
Desalter, Piping & Permeate Tank Cathodic Protection Installation	-	-	110,000	-	-	-	-	110,000	189
Dodge Road Drainage Improvements	-	-	100,000	1,000,000	-	-	-	1,100,000	107
Door Replacements in Fire Stations	-	-	240,000	240,000	240,000	-	-	720,000	35
Doris Avenue Street Resurfacing	-	-	700,000	-	-	-	-	700,000	108
Electrical Vault Rehabilitation	-	-	157,500	187,000	-	-	-	344,500	191
Existing Desalter Upgrades	-	-	775,000	-	-	-	3,000,000	3,775,000	192
Fiber Network Expansion	-	-	150,000	250,000	-	-	-	400,000	58
Fremont North Neighborhood Street Resurfacing	401,000	-	4,800,000	-	-	-	-	5,201,000	116
Fremont South Neighborhood Street Resurfacing	-	-	633,650	-	-	-	-	633,650	117
Hollywood By The Sea Neighborhood Street Resurfacing	-	-	680,680	-	-	-	-	680,680	123
IT Data Server Room Condenser Replacement	-	-	135,000	-	-	-	-	135,000	39
IT Networking Hardware Replacement	-	-	854,469	854,469	854,469	854,469	-	3,417,876	59

Appendix C: Estimated Project Costs by Fiscal Year

Project Title	Previous Appropriation	Recommended FY2019-20	Proposed FY2020-21	Proposed FY2021-22	Proposed FY2022-23	Proposed FY2023-24	Proposed Future	Total Estimated Cost	Page No.
IT Office Renovation	-	-	275,000	-	-	-	-	275,000	40
IT Server Upgrades	-	-	190,000	190,000	-	-	-	380,000	60
La Colonia Thin Maintenance Overlay - Phase II	510,000	-	3,940,000	-	-	-	-	4,450,000	127
Lemonwood Park Parcel Development	95,583	-	450,000	-	-	-	-	545,583	69
Main Library Interior Painting	-	-	150,000	-	-	-	-	150,000	42
North Zone Modifications	-	-	370,000	370,000	180,000	180,000	-	1,100,000	203
Oxnard Boulevard & Saviers Road Signal Improvements	86,900	-	798,700	-	-	-	-	885,600	133
PACC - Rental Spaces Upgrade	-	-	1,825,000	-	-	-	-	1,825,000	44
Patterson Road Resurfacing	-	-	605,000	-	-	-	-	605,000	135
Pipe Capacity Improvements	-	-	1,960,000	1,830,000	1,830,000	1,710,000	-	7,330,000	205
Pleasant Valley Sewer Manhole Rehabilitation	-	-	200,000	-	-	-	-	200,000	206
Pleasant Valley Village Neighborhood Street Resurfacing	-	-	556,710	-	-	-	-	556,710	137
Public Safety Network Infrastructure	-	-	325,000	300,000	-	-	-	625,000	61
Residential Street Resurfacing	374,000	-	3,826,000	-	-	-	-	4,200,000	138
Roof Replacement - City Yard	-	-	20,000	600,000	-	-	-	620,000	46
Scale House Refurbishing	-	-	175,000	-	-	-	-	175,000	211
South Zone Modifications	-	-	800,000	800,000	800,000	-	-	2,400,000	214
Southbank Park Improvements	-	-	40,000	260,000	-	-	-	300,000	75
Third Street Lateral Cathodic Protection Replacement	-	-	310,000	50,000	-	-	-	360,000	216
Traffic Signal Modifications	113,850	-	1,347,950	-	-	-	-	1,461,800	157
Transmission Main Cathodic Protection Installation	-	-	30,000	420,000	-	-	-	450,000	217
West Gonzales Road Street Resurfacing	-	-	946,000	-	-	-	-	946,000	164
Wooley Road Groundwater Supply Cathodic Protection	-	-	160,000	-	-	-	-	160,000	223
1500 Camino Del Sol Facility Repairs	-	-	-	310,000	-	-	-	310,000	24

Appendix C: Estimated Project Costs by Fiscal Year

Project Title	Previous Appropriation	Recommended FY2019-20	Proposed FY2020-21	Proposed FY2021-22	Proposed FY2022-23	Proposed FY2023-24	Proposed Future	Total	
								Estimated Cost	Page No.
1500 Camino Del Sol Parking Lot	-	-	-	200,000	-	-	-	200,000	80
Aquifer Storage and Recovery (ASR)	-	-	-	1,300,000	1,300,000	5,200,000	-	7,800,000	170
Wells Construction	-	-	-	1,300,000	1,300,000	5,200,000	-	7,800,000	170
Asbestos Concrete Sewer Pipe Replacement	-	-	-	500,000	500,000	500,000	450,000	1,950,000	171
AWPF Improvements - Phase II	-	-	-	10,000,000	4,584,000	13,749,334	-	28,333,334	174
AWPF Recycled Water Storage Construction	-	-	-	1,500,000	1,500,000	1,500,000	1,500,000	6,000,000	175
Blackstock North Neighborhood Storm Drain Construction	-	-	-	600,000	3,100,000	-	-	3,700,000	87
Blackstock North Neighborhood Street Resurfacing	-	-	-	145,500	582,500	-	-	728,000	88
City Hall HVAC & EMS	-	-	-	450,000	-	-	-	450,000	28
Civic Center East Wing HVAC & EMS	-	-	-	152,500	-	-	-	152,500	29
Civic Center West Wing Elevator	-	-	-	200,000	-	-	-	200,000	30
Civic Center West Wing Office Remodel	-	-	-	800,000	-	-	-	800,000	33
Del Norte Facility Waste Tipping Floor Restoration	-	-	-	287,500	-	-	-	287,500	188
Diamond Bar Neighborhood Street Resurfacing	-	-	-	400,400	-	-	-	400,400	106
East Gonzales Road Street Resurfacing	-	-	-	1,090,000	-	-	-	1,090,000	109
Fire Flow Upgrade	-	-	-	10,465,000	-	-	-	10,465,000	193
Fire Station 4 Rebuild	-	-	-	1,800,000	4,000,000	-	-	5,800,000	37
Harbor Boulevard Edison Canal Bridge Widening	-	-	-	300,000	1,000,000	1,000,000	-	2,300,000	119
Harbor Boulevard Sewer Manhole Replacement	-	-	-	100,000	-	-	-	100,000	194
Hemlock Street Pedestrian Safety Improvements	-	-	-	200,000	1,500,000	-	-	1,700,000	120
Industrial Lateral Cathodic Protection Installation	-	-	-	130,000	-	-	-	130,000	196
Kamala Park Neighborhood Street Resurfacing	-	-	-	1,835,807	-	-	-	1,835,807	125

Appendix C: Estimated Project Costs by Fiscal Year

Project Title	Previous Appropriation	Recommended FY2019-20	Proposed FY2020-21	Proposed FY2021-22	Proposed FY2022-23	Proposed FY2023-24	Proposed Future	Total		Page No.
								Estimated Cost		
Lemonwood Eastmont Neighborhood Street Resurfacing	-	-	-	1,340,570	-	-	-	1,340,570		128
Lift Station No. 20 Improvements	-	-	-	300,000	-	-	-	300,000		199
Lift Station No. 4 Improvements	-	-	-	500,000	-	-	-	500,000		197
Lift Station No. 6 (Wooley & Canal) Improvements	-	-	-	500,000	-	-	-	500,000		198
North Oxnard Boulevard Resurfacing	-	-	-	1,161,000	-	-	-	1,161,000		131
Pleasant Valley Park Court Resurfacing	-	-	-	340,000	-	-	-	340,000		72
Recycled Water Pond Construction	-	-	-	400,000	1,200,000	-	-	1,600,000		207
Resurfacing Main Police Station Parking Lot	-	-	-	425,000	-	-	-	425,000		139
Rice Avenue & Fifth Street Railroad Grade Separation	18,581,021	-	-	61,200,000	-	-	-	79,781,021		140
Rose Park Neighborhood Street Resurfacing	-	-	-	667,590	-	-	-	667,590		145
Sea View Estates Neighborhood Street Resurfacing	-	-	-	867,680	-	-	-	867,680		150
Seaview Park Improvements	-	-	-	1,500,000	-	-	-	1,500,000		74
South Oxnard Boulevard Street Resurfacing	-	-	-	1,700,000	-	-	-	1,700,000		151
Terrace Avenue Bridge Rehabilitation	-	-	-	40,000	580,000	-	-	620,000		154
Tšumaš Creek Drainage and Linear Park Construction	-	-	-	3,600,000	-	-	-	3,600,000		158
Via Marina Neighborhood Street Resurfacing	-	-	-	1,130,840	-	-	-	1,130,840		161
Water Treatment Facility & Storage Expansion	-	-	-	1,000,000	1,500,000	2,325,000	1,800,000	6,625,000		221
Wooley Road Pedestrian Improvements	-	-	-	300,000	100,000	2,000,000	-	2,400,000		166
Bartolo Square North Neighborhood Storm Drain	-	-	-	-	400,000	2,000,000	-	2,400,000		83
Bartolo Square North Neighborhood Street Resurfacing	-	-	-	-	589,404	-	-	589,404		84

Appendix C: Estimated Project Costs by Fiscal Year

Project Title	Previous Appropriation	Recommended FY2019-20	Proposed FY2020-21	Proposed FY2021-22	Proposed FY2022-23	Proposed FY2023-24	Proposed Future	Total		Page No.
								Estimated Cost	Cost	
Bartolo Square South Neighborhood Street Resurfacing	-	-	-	-	794,509	-	-	794,509		85
Cabrillo Neighborhood Street Resurfacing	-	-	-	-	1,747,900	-	-	1,747,900		92
Cal-Gisler Neighborhood Street Slurry - Phase II	-	-	-	-	1,388,352	-	-	1,388,352		94
Carriage Square Neighborhood Street Resurfacing	-	-	-	-	1,596,160	-	-	1,596,160		95
City Hall & Civic Center Parking Lot Resurfacing	-	-	-	-	500,000	-	-	500,000		96
Condition Assessment Program Acquisition	-	-	-	-	300,000	-	-	300,000		187
Cypress Road Railroad Pedestrian Crossing	-	-	-	-	223,000	580,000	-	803,000		105
Fifth Street Storm Drain Installation	-	-	-	-	200,000	800,000	-	1,000,000		112
Hemlock Street Resurfacing	-	-	-	-	360,000	-	-	360,000		121
J Street Resurfacing	-	-	-	-	868,000	-	-	868,000		124
Marina West Neighborhood Street Resurfacing	-	-	-	-	1,567,720	-	-	1,567,720		130
Ormond Beach Neighborhood Street Resurfacing	-	-	-	-	573,650	-	-	573,650		132
Pleasant Valley Road Street Resurfacing	-	-	-	-	955,000	-	-	955,000		136
Rice Avenue Sewer Pipeline Improvements	50,000	-	-	-	30,000	1,300,000	-	1,380,000		209
San Geronio & First Street Realignment	-	-	-	-	150,000	1,500,000	-	1,650,000		147
Sea Air Neighborhood Street Resurfacing	-	-	-	-	849,710	-	-	849,710		149
Southwinds Neighborhood Street Resurfacing	-	-	-	-	684,530	-	-	684,530		152
Terrace Estates Neighborhood Street Resurfacing	-	-	-	-	629,860	-	-	629,860		155
Third & Navarro Streets Sewer Pipeline Improvements	-	-	-	-	364,869	-	-	364,869		215
Ventura Road Sewer Pipeline Improvements	-	-	-	-	649,423	1,105,774	-	1,755,197		218

Appendix C: Estimated Project Costs by Fiscal Year

Project Title	Previous Appropriation	Recommended FY2019-20	Proposed FY2020-21	Proposed FY2021-22	Proposed FY2022-23	Proposed FY2023-24	Total		Page No.
							Proposed Future	Estimated Cost	
Ventura Road Street Resurfacing	-	-	-	-	1,971,000	-	-	1,971,000	160
Via Marina Park Renovation	-	-	-	-	150,000	1,115,952	-	1,265,952	77

Appendix D: Estimated Project Costs by Fiscal Year, by Funding Priority

Priority	Project Title	Previous Appropriation	Recommended FY2019-20	Proposed FY2020-21	Proposed FY2021-22	Proposed FY2022-23	Proposed FY2023-24	Proposed Future	Estimated Cost	Total	Page No.
1	Carnegie Art Museum Wheelchair Lift	-	150,000	-	-	-	-	-	150,000		27
1	Central Park Fountain Control Room Renovation	-	50,000	450,000	-	-	-	-	500,000		63
1	Electrical Improvements at the Wastewater Treatment Plant	650,000	-	7,540,000	7,151,000	1,600,000	-	-	16,941,000		190
1	Fire Station Alerting System Replacement	-	250,000	200,000	200,000	100,000	-	-	750,000		38
1	Flashing Pedestrian Beacon Installation	53,590	353,632	-	-	-	-	-	407,222		115
1	Motor Control Center (MCC) Construction	275,000	-	1,540,000	1,000,000	-	-	-	2,815,000		200
1	New Maintenance Storage Building	430,000	-	4,100,000	-	-	-	-	4,530,000		202
1	Oxnard PAL Facility Rehabilitation	-	2,298,000	-	-	-	-	-	2,298,000		43
1	Reliability Improvements at the Wastewater Treatment Plant	1,200,000	-	3,100,000	3,180,000	3,000,000	-	-	10,480,000		208
1	Roof Repair - Del Norte Facility	-	500,000	-	-	-	-	-	500,000		210
1	Roof Replacement - City Council Chambers	-	105,000	-	-	-	-	-	105,000		45
1	Roof Replacement - Civic Center, West Wing	-	200,000	-	-	-	-	-	200,000		47
1	Roof Replacement - Colonia Park Basketball Gym and Youth Center	-	605,000	-	-	-	-	-	605,000		48
1	Roof Replacement - Fire Station 5	10,100	500,000	-	-	-	-	-	510,100		49
1	Roof Replacement - Fire Station 6	21,000	541,149	-	-	-	-	-	562,149		50
1	Roof Replacement - PACC Ventura/Oxnard Rental Spaces	-	545,000	-	-	-	-	-	545,000		51
1	Roof Replacement - South Oxnard Center	-	475,000	-	-	-	-	-	475,000		52

Appendix D: Estimated Project Costs by Fiscal Year, by Funding Priority

Priority	Project Title	Previous Appropriation	Recommended FY2019-20	Proposed FY2020-21	Proposed FY2021-22	Proposed FY2022-23	Proposed FY2023-24	Proposed Future	Total Estimated Cost	Page No.
1	Roof Replacement - Sturgis Annex	-	1,025,000	-	-	-	-	-	1,025,000	53
1	Roof Replacement - Wilson Senior Center Complex	-	400,000	-	-	-	-	-	400,000	54
2	1450 Rose Avenue Renovations	209,669	250,331	-	-	-	-	-	460,000	23
2	Activated Sludge Tank (AST) Replacement	130,000	-	915,000	830,000	400,000	-	-	2,275,000	168
2	Adaptive Traffic Signals	-	250,000	1,277,000	-	-	-	-	1,527,000	81
2	Automated Meter Infrastructure Replacement	-	100,000	5,725,000	5,725,000	5,725,000	-	-	23,000,000	172
2	B Street Improvements	-	35,000	465,000	-	-	-	-	500,000	82
2	Blending Station Nos. 1 & 6 Upgrade	-	50,000	1,650,000	850,000	850,000	-	-	3,400,000	180
2	Bryce Canyon South Neighborhood Street Resurfacing	401,000	2,399,000	-	-	-	-	-	2,800,000	90
2	Central Trunk Sewer Manhole Replacement - Phase I	-	200,000	2,400,000	-	-	-	-	2,600,000	182
2	Central Trunk Sewer Pipe Replacement	-	195,000	897,000	2,808,000	-	-	-	3,900,000	183
2	Civic Center West Wing HVAC & EMS	-	25,000	350,000	-	-	-	-	375,000	32
2	College Park Neighborhood Street Resurfacing	-	132,335	-	-	-	-	-	132,335	99
2	Colonia Road Street Resurfacing	165,000	935,000	-	-	-	-	-	1,100,000	100
2	Commercial Area Street Resurfacing	123,500	950,000	-	-	-	-	-	1,073,500	101
2	Commercial Central Neighborhood Street Resurfacing	-	436,590	-	-	-	-	-	436,590	102
2	Community Center East Park Improvements - Phase II	-	450,000	-	-	-	-	-	450,000	65
2	Council Chambers Remodel	-	1,600,000	-	-	-	-	-	1,600,000	34
2	Data Center For Disaster Recovery	-	290,000	280,000	230,000	-	-	-	800,000	57

Appendix D: Estimated Project Costs by Fiscal Year, by Funding Priority

Priority	Project Title	Previous Appropriation	Recommended FY2019-20	Proposed FY2020-21	Proposed FY2021-22	Proposed FY2022-23	Proposed FY2023-24	Proposed Future	Total Estimated Cost	Page No.
2	East Park Playground Resurfacing	-	155,000	-	-	-	-	-	155,000	68
2	Edison Canal Bridge Rehabilitation	115,225	100,000	-	2,566,478	-	-	-	2,781,703	110
2	Etting Road Bicycle & Pedestrian Facilities Installation	-	150,000	1,089,000	-	-	-	-	1,239,000	111
2	Finance Department Remodel	650,000	-	-	-	-	-	-	650,000	36
2	Five Points Neighborhood Street Resurfacing	-	936,260	-	-	-	-	-	936,260	113
2	Golf Course & Victoria Estates Neighborhood Street Resurfacing	-	226,115	-	-	-	-	-	226,115	118
2	Hobson Park East Neighborhood Street Resurfacing	-	1,169,000	-	-	-	-	-	1,169,000	122
2	Library Technical Efficiency Solutions Replacement	-	375,000	-	-	-	-	-	375,000	41
2	Mandalay Bay Bridge Rehabilitation	104,775	75,000	-	415,962	-	-	-	595,737	129
2	Mandalay Bay Seawalls	-	220,000	3,000,000	11,000,000	11,000,000	-	35,000,000	60,220,000	79
2	Neighborhood Cast Iron Pipe Replacement	-	615,000	-	-	-	-	-	615,000	201
2	Oxnard Boulevard Bicycle Facilities Installation	70,403	100,000	1,490,777	-	-	-	-	1,661,180	134
2	Oxnard Trail Light Replacement	-	222,000	-	-	-	-	-	222,000	70
2	Oxnard Water Conduit Pipeline Cathodic Protection	-	150,000	740,000	-	-	-	-	890,000	204
2	Pfeiler Pocket Park Play Structure Replacement	-	155,000	-	-	-	-	-	155,000	71
2	River Ridge Drainage Swale Construction	-	100,000	-	-	-	-	-	100,000	142
2	Riverpark Irrigation Control System Replacement	-	180,000	-	-	-	-	-	180,000	73
2	Rose Avenue Sidewalk Installation	555,031	75,000	-	-	-	-	-	630,031	143

Appendix D: Estimated Project Costs by Fiscal Year, by Funding Priority

Priority	Project Title	Previous Appropriation	Recommended FY2019-20	Proposed FY2020-21	Proposed FY2021-22	Proposed FY2022-23	Proposed FY2023-24	Proposed Future	Total Estimated Cost	Page No.
2	Rose Avenue Street Resurfacing	-	950,000	-	-	-	-	-	950,000	144
2	Saviors Road Street Resurfacing	-	1,100,000	-	-	-	-	-	1,100,000	148
2	Sewer Collection System - Odor Reduction Program	-	200,000	1,320,000	2,880,000	-	-	-	4,400,000	212
2	Site Security Improvements at the Wastewater Treatment Plant	62,000	150,000	420,000	-	-	-	-	632,000	213
2	South Oxnard Center MPE Upgrade (including Fire System) & Other Repairs	-	250,000	-	-	-	-	-	250,000	55
2	Storm Water Catch Basins Full Capture Devices Installation	-	120,000	100,000	100,000	100,000	100,000	-	520,000	153
2	Surveillance & Access Control Installation	-	245,000	170,000	170,000	-	-	-	585,000	62
2	Tennis Court Resurfacing	-	530,000	-	-	-	-	-	530,000	76
2	Traffic Signal Modernization	-	1,560,000	1,560,000	1,560,000	1,560,000	1,560,000	-	7,800,000	156
2	Ventura Boulevard Sidewalk - Rose Avenue to Balboa Street	1,150,791	100,000	-	-	-	-	-	1,250,791	159
2	Vineyard Avenue Resurfacing - Phase II	94,250	725,000	-	-	-	-	-	819,250	162
2	Vineyards Park Playground Resurfacing	-	110,000	-	-	-	-	-	110,000	78
2	Water System SCADA Improvements	-	100,000	1,900,000	-	-	-	-	2,000,000	220
2	Water Utility Security Improvements	-	50,000	300,000	286,000	150,000	-	-	786,000	222
2	West Fifth Street Storm Drain	-	1,200,000	5,300,000	-	-	-	-	6,500,000	163
2	Wilson Neighborhood Street Resurfacing	-	1,554,506	-	-	-	-	-	1,554,506	165
3	Aquifer Storage and Recovery (ASR) Completion	-	500,000	1,300,000	551,000	4,000,000	3,875,000	-	10,226,000	169
3	AWPF Improvements - Phase I	-	250,000	750,000	-	-	-	-	1,000,000	173

Appendix D: Estimated Project Costs by Fiscal Year, by Funding Priority

Priority	Project Title	Previous Appropriation	Recommended FY2019-20	Proposed FY2020-21	Proposed FY2021-22	Proposed FY2022-23	Proposed FY2023-24	Proposed Future	Total Estimated Cost	Page No.
3	Bicycle & Pedestrian Facilities	536,839	1,462,630	-	-	-	-	-	1,999,469	86
3	Campus-Wide WiFi System	-	100,000	100,000	50,000	-	-	-	250,000	56
3	Community Center East Park Improvements - Phase I	-	450,000	-	-	-	-	-	450,000	64
3	Cypress (Garden City Acres) Park Improvements	-	692,000	-	-	-	-	-	692,000	66
3	Hueneme Road Recycled Water Pipeline - Phase II	2,200,000	11,300,000	2,820,000	-	-	-	-	16,320,000	195
3	La Colonia Green Alleys	222,326	1,077,674	-	-	-	-	-	1,300,000	126
3	Route 23 Bus Stop Installation	-	58,761	528,860	-	-	-	-	587,621	146
3	Video Surveillance System at Del Norte - Phase II	-	300,000	-	-	-	-	-	300,000	219
1	Electrical Vault Rehabilitation	-	-	157,500	187,000	-	-	-	344,500	191
1	Public Safety Network Infrastructure	-	-	325,000	300,000	-	-	-	625,000	61
1	Roof Replacement - City Yard Blackstock South	-	-	20,000	600,000	-	-	-	620,000	46
2	Neighborhood Storm Drain Construction	-	-	550,000	-	-	-	-	550,000	89
2	Blending Station No. 2 Upgrade	-	-	430,000	-	-	-	-	430,000	176
2	Blending Station No. 3 Rehabilitation	-	-	2,500,000	-	-	-	-	2,500,000	177
2	Blending Station No. 4 Rehabilitation	-	-	200,000	200,000	-	-	-	400,000	178
2	Blending Station No. 5 Rehabilitation	-	-	100,000	100,000	-	-	-	200,000	179
2	Carnegie Art Museum Exterior Painting & Waterproofing	-	-	110,000	-	-	-	-	110,000	25
2	Carnegie Art Museum HVAC & EMS	-	-	250,000	-	-	-	-	250,000	26
2	Chemical Tank Replacements	-	-	150,000	150,000	150,000	-	-	450,000	184

Appendix D: Estimated Project Costs by Fiscal Year, by Funding Priority

Priority	Project Title	Previous Appropriation	Recommended FY2019-20	Proposed FY2020-21	Proposed FY2021-22	Proposed FY2022-23	Proposed FY2023-24	Proposed Future	Total Estimated Cost	Page No.
2	City Yard Parking Lot Resurfacing	-	-	35,000	650,000	-	-	-	685,000	97
2	Citywide Alleyway Resurfacing	-	-	200,000	350,000	350,000	-	-	900,000	98
2	Civic Center West Wing Hazard Abatement & Fireproofing	-	-	185,000	-	-	-	-	185,000	31
2	Commercial Northeast Neighborhood Street Resurfacing	-	-	1,568,390	-	-	-	-	1,568,390	103
2	Cooper Road Resurfacing	340,000	-	1,910,000	-	-	-	-	2,250,000	104
2	Desalter, Piping & Permeate Tank Cathodic Protection Installation	-	-	110,000	-	-	-	-	110,000	189
2	Dodge Road Drainage Improvements	-	-	100,000	1,000,000	-	-	-	1,100,000	107
2	Door Replacements in Fire Stations	-	-	240,000	240,000	240,000	-	-	720,000	35
2	Doris Avenue Street Resurfacing	-	-	700,000	-	-	-	-	700,000	108
2	Existing Desalter Upgrades	-	-	775,000	-	-	-	3,000,000	3,775,000	192
2	Fremont North Neighborhood Street Resurfacing	401,000	-	4,800,000	-	-	-	-	5,201,000	116
2	Fremont South Neighborhood Street Resurfacing	-	-	633,650	-	-	-	-	633,650	117
2	Hollywood By The Sea Neighborhood Street Resurfacing	-	-	680,680	-	-	-	-	680,680	123
2	IT Data Server Room Condenser Replacement	-	-	135,000	-	-	-	-	135,000	39
2	IT Networking Hardware Replacement	-	-	854,469	854,469	854,469	854,469	-	3,417,876	59
2	IT Office Renovation	-	-	275,000	-	-	-	-	275,000	40
2	IT Server Upgrades	-	-	190,000	190,000	-	-	-	380,000	60

Appendix D: Estimated Project Costs by Fiscal Year, by Funding Priority

Priority	Project Title	Previous Appropriation	Recommended FY2019-20	Proposed FY2020-21	Proposed FY2021-22	Proposed FY2022-23	Proposed FY2023-24	Proposed Future	Total Estimated Cost	Page No.
2	La Colonia Thin Maintenance Overlay - Phase II	510,000	-	3,940,000	-	-	-	-	4,450,000	127
2	Main Library Interior Painting	-	-	150,000	-	-	-	-	150,000	42
2	Oxnard Boulevard & Saviers Road Signal Improvements	86,900	-	798,700	-	-	-	-	885,600	133
2	Patterson Road Resurfacing	-	-	605,000	-	-	-	-	605,000	135
2	Pleasant Valley Sewer Manhole Rehabilitation	-	-	200,000	-	-	-	-	200,000	206
2	Pleasant Valley Village Neighborhood Street Resurfacing	-	-	556,710	-	-	-	-	556,710	137
2	Residential Street Resurfacing	374,000	-	3,826,000	-	-	-	-	4,200,000	138
2	Scale House Refurbishing	-	-	175,000	-	-	-	-	175,000	211
2	Third Street Lateral Cathodic Protection Replacement	-	-	310,000	50,000	-	-	-	360,000	216
2	Traffic Signal Modifications	113,850	-	1,347,950	-	-	-	-	1,461,800	157
2	Transmission Main Cathodic Protection Installation	-	-	30,000	420,000	-	-	-	450,000	217
2	West Gonzales Road Street Resurfacing	-	-	946,000	-	-	-	-	946,000	164
2	Wooley Road Groundwater Supply Cathodic Protection	-	-	160,000	-	-	-	-	160,000	223
3	Blending Station Nos. 1 & 6 Wells Construction	-	-	500,000	500,000	8,000,000	-	-	9,500,000	181
3	C Street Bicycle Facilities Installation	67,490	-	303,285	-	-	-	-	370,775	91
3	Coast Zone Modifications	-	-	550,000	350,000	350,000	-	-	1,600,000	185
3	Compressed Natural Gas Facility Construction	-	-	1,275,000	-	-	-	-	1,275,000	186
3	Del Sol Park Improvements - Phase I	-	-	520,000	-	-	-	-	520,000	67
3	Fiber Network Expansion	-	-	150,000	250,000	-	-	-	400,000	58

Appendix D: Estimated Project Costs by Fiscal Year, by Funding Priority

Priority	Project Title	Previous Appropriation	Recommended FY2019-20	Proposed FY2020-21	Proposed FY2021-22	Proposed FY2022-23	Proposed FY2023-24	Proposed Future	Estimated Cost	Page No.
3	Lemonwood Park Parcel Development	95,583	-	450,000	-	-	-	-	545,583	69
3	North Zone Modifications	-	-	370,000	370,000	180,000	180,000	-	1,100,000	203
3	PACC - Rental Spaces Upgrade	-	-	1,825,000	-	-	-	-	1,825,000	44
3	Pipe Capacity Improvements	-	-	1,960,000	1,830,000	1,830,000	1,710,000	-	7,330,000	205
3	South Zone Modifications	-	-	800,000	800,000	800,000	-	-	2,400,000	214
3	Southbank Park Improvements	-	-	40,000	260,000	-	-	-	300,000	75
1	Fire Station 4 Rebuild	-	-	-	1,800,000	4,000,000	-	-	5,800,000	37
1	Rice Avenue & Fifth Street Railroad Grade Separation	18,581,021	-	-	61,200,000	-	-	-	79,781,021	140
2	1500 Camino Del Sol Facility Repairs	-	-	-	310,000	-	-	-	310,000	24
2	1500 Camino Del Sol Parking Lot	-	-	-	200,000	-	-	-	200,000	80
2	Asbestos Concrete Sewer Pipe Replacement	-	-	-	500,000	500,000	500,000	450,000	1,950,000	171
2	Blackstock North Neighborhood Storm Drain Construction	-	-	-	600,000	3,100,000	-	-	3,700,000	87
2	Blackstock North Neighborhood Street Resurfacing	-	-	-	145,500	582,500	-	-	728,000	88
2	City Hall HVAC & EMS	-	-	-	450,000	-	-	-	450,000	28
2	Civic Center East Wing HVAC & EMS	-	-	-	152,500	-	-	-	152,500	29
2	Civic Center West Wing Elevator	-	-	-	200,000	-	-	-	200,000	30
2	Civic Center West Wing Office Remodel	-	-	-	800,000	-	-	-	800,000	33
2	Del Norte Facility Waste Tipping Floor Restoration	-	-	-	287,500	-	-	-	287,500	188
2	Diamond Bar Neighborhood Street Resurfacing	-	-	-	400,400	-	-	-	400,400	106
2	East Gonzales Road Street Resurfacing	-	-	-	1,090,000	-	-	-	1,090,000	109

Appendix D: Estimated Project Costs by Fiscal Year, by Funding Priority

Priority	Project Title	Previous Appropriation	Recommended FY2019-20	Proposed FY2020-21	Proposed FY2021-22	Proposed FY2022-23	Proposed FY2023-24	Proposed Future	Total Estimated Cost	Page No.
2	Fire Flow Upgrade	-	-	-	10,465,000	-	-	-	10,465,000	193
2	Harbor Boulevard Edison Canal Bridge Widening	-	-	-	300,000	1,000,000	1,000,000	-	2,300,000	119
2	Harbor Boulevard Sewer Manhole Replacement	-	-	-	100,000	-	-	-	100,000	194
2	Hemlock Street Pedestrian Safety Improvements	-	-	-	200,000	1,500,000	-	-	1,700,000	120
2	Industrial Lateral Catholic Protection Installation	-	-	-	130,000	-	-	-	130,000	196
2	Kamala Park Neighborhood Street Resurfacing	-	-	-	1,835,807	-	-	-	1,835,807	125
2	Lemonwood Eastmont Neighborhood Street Resurfacing	-	-	-	1,340,570	-	-	-	1,340,570	128
2	Lift Station No. 20 Improvements	-	-	-	300,000	-	-	-	300,000	199
2	Lift Station No. 4 Improvements	-	-	-	500,000	-	-	-	500,000	197
2	Lift Station No. 6 (Wooley & Canal) Improvements	-	-	-	500,000	-	-	-	500,000	198
2	North Oxnard Boulevard Resurfacing	-	-	-	1,161,000	-	-	-	1,161,000	131
2	Pleasant Valley Park Court Resurfacing	-	-	-	340,000	-	-	-	340,000	72
2	Resurfacing Main Police Station Parking Lot	-	-	-	425,000	-	-	-	425,000	139
2	Rose Park Neighborhood Street Resurfacing	-	-	-	667,590	-	-	-	667,590	145
2	Sea View Estates Neighborhood Street Resurfacing	-	-	-	867,680	-	-	-	867,680	150
2	South Oxnard Boulevard Street Resurfacing	-	-	-	1,700,000	-	-	-	1,700,000	151
2	Terrace Avenue Bridge Rehabilitation	-	-	-	40,000	580,000	-	-	620,000	154
2	Via Marina Neighborhood Street Resurfacing	-	-	-	1,130,840	-	-	-	1,130,840	161
2	Wooley Road Pedestrian Improvements	-	-	-	300,000	100,000	2,000,000	-	2,400,000	166

Appendix D: Estimated Project Costs by Fiscal Year, by Funding Priority

Priority	Project Title	Previous Appropriation	Recommended FY2019-20	Proposed FY2020-21	Proposed FY2021-22	Proposed FY2022-23	Proposed FY2023-24	Proposed Future	Total Estimated Cost	Page No.
3	Aquifer Storage and Recovery (ASR) Wells Construction	-	-	-	1,300,000	1,300,000	5,200,000	-	7,800,000	170
3	AWPF Improvements - Phase II	-	-	-	10,000,000	4,584,000	13,749,334	-	28,333,334	174
3	AWPF Recycled Water Storage Construction	-	-	-	1,500,000	1,500,000	1,500,000	1,500,000	6,000,000	175
3	Recycled Water Pond Construction	-	-	-	400,000	1,200,000	-	-	1,600,000	207
3	Seaview Park Improvements	-	-	-	1,500,000	-	-	-	1,500,000	74
3	Tšumaš Creek Drainage and Linear Park Construction	-	-	-	3,600,000	-	-	-	3,600,000	158
3	Water Treatment Facility & Storage Expansion	-	-	-	1,000,000	1,500,000	2,325,000	1,800,000	6,625,000	221
2	Bartolo Square North Neighborhood Storm Drain	-	-	-	-	400,000	2,000,000	-	2,400,000	83
2	Bartolo Square North Neighborhood Street Resurfacing	-	-	-	-	589,404	-	-	589,404	84
2	Bartolo Square South Neighborhood Street Resurfacing	-	-	-	-	794,509	-	-	794,509	85
2	Cabrillo Neighborhood Street Resurfacing	-	-	-	-	1,747,900	-	-	1,747,900	92
2	Cal-Gisler Neighborhood Street Slurry - Phase II	-	-	-	-	1,388,352	-	-	1,388,352	94
2	Carriage Square Neighborhood Street Resurfacing	-	-	-	-	1,596,160	-	-	1,596,160	95
2	City Hall & Civic Center Parking Lot Resurfacing	-	-	-	-	500,000	-	-	500,000	96
2	Condition Assessment Program Acquisition	-	-	-	-	300,000	-	-	300,000	187
2	Fifth Street Storm Drain Installation	-	-	-	-	200,000	800,000	-	1,000,000	112
2	Hemlock Street Resurfacing	-	-	-	-	360,000	-	-	360,000	121
2	J Street Resurfacing	-	-	-	-	868,000	-	-	868,000	124

Appendix D: Estimated Project Costs by Fiscal Year, by Funding Priority

Priority	Project Title	Previous Appropriation	Recommended FY2019-20	Proposed FY2020-21	Proposed FY2021-22	Proposed FY2022-23	Proposed FY2023-24	Proposed Future	Total Estimated Cost	Page No.
2	Marina West Neighborhood Street Resurfacing	-	-	-	-	1,567,720	-	-	1,567,720	130
2	Ormond Beach Neighborhood Street Resurfacing	-	-	-	-	573,650	-	-	573,650	132
2	Pleasant Valley Road Street Resurfacing	-	-	-	-	955,000	-	-	955,000	136
2	Rice Avenue Sewer Pipeline Improvements	50,000	-	-	-	30,000	1,300,000	-	1,380,000	209
2	Sea Air Neighborhood Street Resurfacing	-	-	-	-	849,710	-	-	849,710	149
2	Southwinds Neighborhood Street Resurfacing	-	-	-	-	684,530	-	-	684,530	152
2	Terrace Estates Neighborhood Street Resurfacing	-	-	-	-	629,860	-	-	629,860	155
2	Third & Navarro Streets Sewer Pipeline Improvements	-	-	-	-	364,869	-	-	364,869	215
2	Ventura Road Sewer Pipeline Improvements	-	-	-	-	649,423	1,105,774	-	1,755,197	218
2	Ventura Road Street Resurfacing	-	-	-	-	1,971,000	-	-	1,971,000	160
2	Wooley Road Resurfacing	-	-	-	-	1,300,000	-	-	1,300,000	167
3	Cypress Road Railroad Pedestrian Crossing	-	-	-	-	223,000	580,000	-	803,000	105
3	San Geronio & First Street Realignment	-	-	-	-	150,000	1,500,000	-	1,650,000	147
3	Via Marina Park Renovation	-	-	-	-	150,000	1,115,952	-	1,265,952	77
2	Cal-Gisler Neighborhood Storm Drain Construction	-	-	-	-	-	1,000,000	7,000,000	8,000,000	93
2	Five Points Storm Drain	-	-	-	-	-	500,000	-	500,000	114
2	Rice Avenue Street Resurfacing	650,000	-	-	-	-	4,350,000	-	5,000,000	141